

People on War – 2016 survey

October 2016

Introduction and Objectives	3
Methodology	5
Executive Summary	11
Detailed Results	18
1. Conduct of Hostilities	19
2. Health Care in Danger	39
3. Torture	55
4. International Humanitarian Law Awareness	66
5. Respect for International Humanitarian Law	80
6. Political Intervention	91
7. Migration	96
8. Reducing Victims of War	102
9. Emblem Perception	111
Demographics	116

Introduction and Objectives

The International Committee of the Red Cross (ICRC) commissioned WIN/Gallup to conduct a perception research among the general public in 16 countries in order to capture the public's views on a range of issues pertaining to international humanitarian law (IHL). This study is based on two previous global IHL-related studies: the *People on War* research from 1999 which gathered the insights of people from countries affected by armed conflict and permanent member countries of the UN Security Council (with the exception of China) and Switzerland, as well as a similar study in 2009 of people living in countries affected by armed conflict, *Our World. Views from the Field*.

More specifically, ICRC's objectives of the *People on War* 2016 study are as follows:

- Gauge the public's perception on IHL-related topics, specifically conduct of hostilities, health care in danger, torture, awareness of and respect for IHL, political intervention, migration, reducing victims of war and the emblems.
- Compare the perception of the public today with the public's perception of similar questions from the 1999 and 2009 studies.
- Present global trends on conflicts and IHL.

Methodology

Country	Methodology	Sample	Coverage	Field dates
Afghanistan	Face to face	800	National	July 24 – August 22, 2016
China	Online	1,000	Urban, Tier 1 and 2	July 1– July 10, 2016
Colombia	Face to face	804	National	July 5 – July 24, 2016
France	CATI*	818	National	June 24 – August 1, 2016
Iraq	CATI/Face to face	800	National	June 24 – July 27, 2016
Israel	CATI*/Online	829	National	June 27 – July 15, 2016
Nigeria	Online	800	Urban 6 cities and rural	June 27 – August 1, 2016
Palestine	Face to face	879	National	June 23 – July 15, 2016
Russia	Online	1,000	Urban	June 27 – July 8, 2016
South Sudan	CATI*	800	Urban	June 20 – July 22, 2016
Switzerland	Online	830	National	July 4 – July 27, 2016
Syria (Syrians in Lebanon)	Face to face	800	National	August 29 – September 23, 2016
Ukraine	CATI*	800	Urban	June 27 – July 8, 2016
United Kingdom	Online	1,000	National	July 5 – July 12, 2016
United States	Online	5,000	National	June 13 – August 1, 2016
Yemen	CATI*	802	National	June 20 – July 22, 2016

NET: 17,762

Notes :

- In China, Tier 1 groups respondents from Beijing, Shanghai and Guangzhou and Tier 2 groups respondents from Shenyang, Taiyuan, Jinan, Nanjing, Wuhan, Xi'an and Chengdu.
- People in Palestine were surveyed in the West Bank, East Jerusalem and the Gaza Strip.
- The respondents in South Sudan were surveyed in Juba.
- The sample size in the United States was 5,000 as the Washington delegation had planned to carry out a survey in the United States and the two projects were merged.
- Due to operational considerations, the survey was not conducted in Syria. Instead, the survey was conducted among Syrians currently living in Lebanon. We used the seed contact and the snow balling approach to locate Syrians in Lebanon.

* CATI refers to computer-assisted telephone interviewing.

Countries Classification

Countries affected by armed conflict

Afghanistan
Colombia
Iraq
Israel
Nigeria
Palestine
South Sudan
Syria (Syrians in Lebanon)
Ukraine
Yemen

P5 countries + Switzerland*

China
France
Russia
Switzerland
United Kingdom
United States

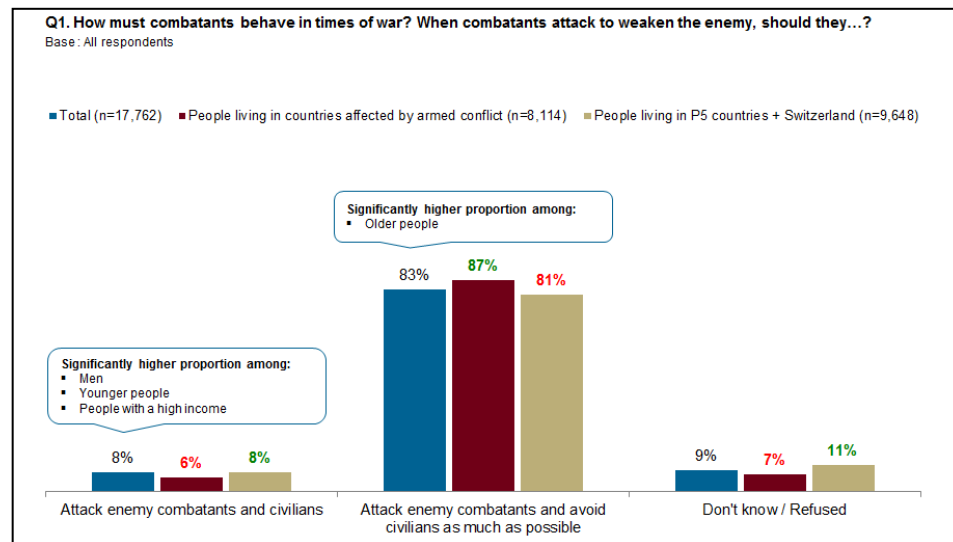
Notes

- Results were weighted to ensure a representative sample of the entire population under review. Although the sample size is larger for the United States the data has been weighted in order to be representative of the population.
- The numbers presented in this report have been rounded out and their sum in graphs and tables (based on the actual numbers before rounding) might not correspond to the manual addition of rounded numbers.
- Results that show meaningful statistically significant differences are indicated in the framed boxes next to the global results. Statistical testing is calculating as a function of proportion and sample size.

How to Analyse Significant Differences

In addition to the **Total** results, results from the two groups of respondents (**People living in countries affected by armed conflicts** and **People living in P5 countries and Switzerland**) are compared. Results presented in bold **red** characters represent statistically lower differences when compared to the other group, while results in bold **green** characters indicate statistically higher differences when compared to the other group. Two proportions or two means are significantly different only when statistical tests confirm this difference.

In the example below, we observe that overall, **83% of respondents think combatants should attack enemy combatants and avoid civilians as much as possible**. A significantly higher proportion of **People living in countries affected by armed conflicts** agree with this statement compared to **People living in P5 countries and Switzerland** (respectively **87%** vs **81%**).

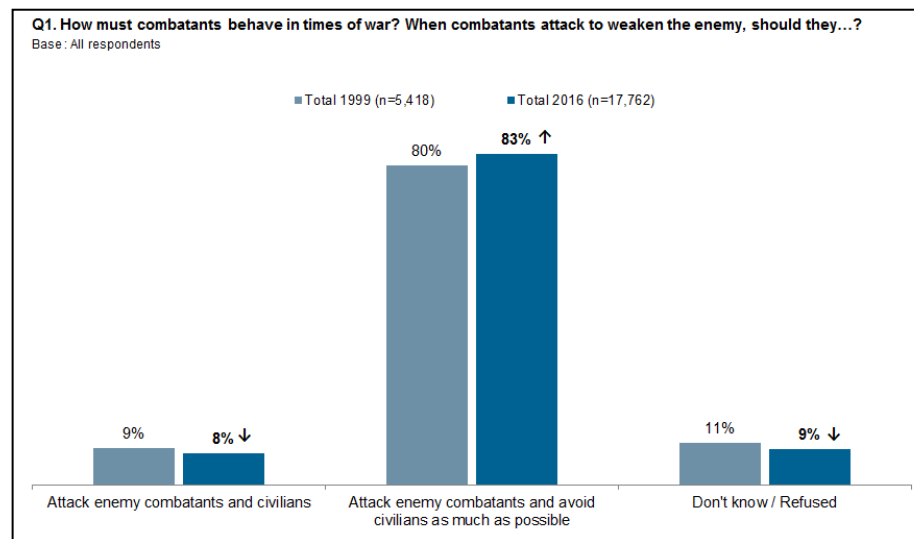


How to Analyse Significant Differences (Cont'd)

When possible, the results of this survey are also compared to those of the 1999 or/and the 2009 survey(s). The 1999 survey was conducted by Greenberg Research among a sample of respondents living in countries affected by armed conflicts and in P5 countries and Switzerland (excluding China). The 2009 survey was conducted by Ipsos, among a sample of respondents living only in countries affected by armed conflict. Therefore, comparisons with the 2009 survey are only conducted on the base of people living in countries affected by armed conflict.

An arrow pointing down ↓ indicates a statistically lower difference compared to the 1999 or 2009 survey, whereas an arrow pointing up ↑ indicates a statistically higher difference. When the results of the three surveys are presented, only the significant differences between the 2009 and 2016 surveys are indicated.

In the example below, we observe that overall, **83% of respondents in 2016 think combatants should attack enemy combatants and avoid civilians as much as possible**. This proportion is significantly higher compared to 1999 (respectively **83%↑** vs **80%**). Concurrently, the proportion of people who think **combatants should attack enemy combatants and civilians** has decreased compared to 1999 (respectively **8%↓** vs **9%**).



Executive Summary

The data gathered by WIN/Gallup in 2016 sheds light on the perception of war among respondents in the 16 surveyed countries. Consistent with results in the previous studies on people's perception of war, a trend can be observed throughout this report — people living in the five permanent member countries of the UN Security Council and Switzerland seem to show less sensitivity than those living in countries affected by armed conflict, and more tolerance for certain violations of IHL. For instance, a proportionally greater number consider that attacking enemy combatants in populated areas is part of war. The same goes for attacking hospitals, ambulances and health care workers.

More specifically, this year's results show that ...

... people living in countries affected by armed conflict have less tolerance regarding civilian casualties or deprivations during war.

- **8 out of 10 respondents think combatants should avoid civilians as much as possible when attacking enemy combatants in times of war.** This is particularly true among people living in countries affected by armed conflict, although this trend is slightly lower than in the 2009 survey.
- **Nearly three-quarters of people think depriving the civilian population of food, medicine or water and attacking religious and historical monuments is wrong.**
- **People appear to be more accepting of attacks of enemy combatants in populated villages or towns.** A significantly higher proportion mentioned these acts were part of war compared to 1999. In the same way, **they are becoming resigned to attacks on the architectural heritage.** This trend can also be observed when comparing the responses of people living in countries affected by armed conflict with the 2009 survey.
- **People living in the P5 countries and Switzerland are generally more tolerant of civilian casualties and deprivations** than people living in countries affected by armed conflict.

... in general people do not accept violence against health care but there appears to be some exceptions.

- For the vast majority of respondents, attacking hospitals, ambulances and health care workers is wrong and no situation can justify targeting them.
- A small minority of respondents think it is acceptable to target health care workers when they are not clearly identified, when they are treating the enemy combatants who are wounded or the wounded civilians who sided with the enemy.
- Responses of people living in countries affected by armed conflict indicate that health care workers should be protected. This attitude is more evident than in the 2009 survey. However, a minority increasingly accepts the possibility of targeting them in certain situations.

... health care for the wounded and sick during an armed conflict is seen as a universal right by most people.

- The right to health care during an armed conflict is generally acknowledged.
- Most people think health workers should treat wounded and sick civilians from all sides of a conflict.
- People living in countries affected by armed conflict are less consistent in their responses. Although a higher proportion of them agree that everyone has the right to health care, they are also proportionally more likely to think health care workers should treat only wounded and sick civilians from their side of the conflict. This point of view is greater than in 2009.

....in general, the death or injury of humanitarian workers delivering aid in conflict zones is perceived as wrong.

- Nearly six out of ten respondents perceive that the death or injury of humanitarian workers as they are delivering aid in conflict zones as wrong, but in a lower proportion than deprivation of food, medicine or water and attacks on the architectural heritage. The proportion is higher among people living in countries affected by armed conflict.

... most people believe that torture is wrong.

- Although two-thirds of respondents consider torture to be wrong, torturing a captured enemy combatant to obtain important military information is viewed as an acceptable act by slightly more than a third. This proportion has significantly increased since 1999.
- Most of these people stated that their opinion did not change after they learned that torture is considered illegal according to the UN Convention against Torture, whether because they think torture is sometimes justified or because they think it is inherent to wars.
- A higher proportion of people living in countries affected by armed conflict responded that torture is wrong.
- The majority of people believe torture leaves physical and psychological scars on the person who is tortured. To a lesser degree, it is also believed to dehumanize the victims and the torturers, to take a psychological toll on the torturers and to damage a society's reputation. It is interesting to note that more people living in the P5 countries and Switzerland tend to acknowledge the effects of torture than people living in countries affected by armed conflict.

... awareness of IHL has increased since 1999.

- Almost 7 out of 10 people stated that they were acquainted with the body of law to some extent, either by responding that they are very familiar, somewhat familiar or that they just know of it by name. A proportionally greater number of people living in the P5 countries and Switzerland are aware of IHL.
- Among people living in the P5 countries and Switzerland, and of those respondents indicating they are aware of IHL, they indicated **the main purpose of the Geneva Conventions and IHL is to impose limits on war**. To a lesser degree, the bodies of law are also associated with helping to resolve, prevent or set the rules for wars. It should be noted that a relatively high proportion of respondents who indicated they are aware of IHL said that they did not know its purpose.

... the Geneva Conventions are still relevant today.

- **Of the respondents aware of IHL, almost 7 out of 10 people think the Geneva Conventions are still relevant today** even though they were adopted just after World War II. The proportion is higher among people living in countries affected by armed conflict.
- **A higher proportion of people living in the P5 countries and Switzerland think the Geneva Conventions** make no real difference during a conflict. On the other hand, a higher proportion of **people living in countries affected by armed conflict** think the Geneva Conventions prevent wars from getting worse. However, this proportion has significantly decreased compared to 2009.

... military leaders have the strongest influence on the behavior of combatants in times of war.

- **Military leaders are perceived as the strongest influence on combatants in times of war by a significant margin**, and this perception is greater amongst people living in countries affected by armed conflict. **Fellow combatants are the next most influential, and are perceived as a stronger influence than both community and religious leaders.** The threat of punishment by national and international courts are rated as least influential on combatants' behavior.
- **Almost half of respondents agree that enemy combatants not respecting the laws of war does not give combatants on the opposing side the right to do the same.** A higher proportion of people living in countries affected by armed conflict agree with this statement. However, over one-third of all respondents do think it gives the combatants on the opposite side the right to do the same.

... there is still a strong desire for political intervention from the international community.

- Although the trend is significantly less pronounced than in 1999, **the majority of people would still like to see more political intervention from the international community in the future in order to help stop violations of the laws of war.** This is particularly true among people living in countries affected by armed conflicts, especially Colombia, Iraq, Nigeria and Syria*, although the people living in France and Switzerland indicated they would also like to see more political intervention.

* Due to operational considerations, the survey was not conducted in Syria. Instead, the survey was conducted among Syrians currently living in Lebanon.

... in people's minds, respecting the laws of war has an effect on migration flows during armed conflict.

- **The majority of respondents think civilians would be less inclined to flee their country if the laws of war were better respected by combatants.** Citizens of countries affected by armed conflicts, particularly Afghans, Colombians, Iraqis, Syrians* and Yemenis agree with this statement to a higher degree than people living in P5 countries and Switzerland and other countries affected by armed conflict.
- **The majority of respondents would also like to see more humanitarian assistance from the country where they were interviewed.** Once again, this proportion is higher among people living in countries affected by armed conflicts.

... overall, increasing effectiveness of laws and rules that limit what combatants can do in war and increasing accountability for atrocities through international courts are perceived to be the most effective in order to reduce the number of war victims.

- **For almost 3 out of 4 respondents, it is important to increase the effectiveness of laws and rules that limit what combatants can do in war, as well as to increase accountability for atrocities through international courts.** People living in countries affected by armed conflict tend to grant a higher importance to these two measures.
- The majority of respondents also agree that increasing the accuracy of weapons is important to reduce unintended casualties. Even if perceived important by a majority of respondents, increasing news coverage to expose war atrocities and decreasing the numbers of weapons available to soldiers and fighters are seen as the least important ways to reduce victims of war.
- In general, people living in the P5 countries and Switzerland rated almost every measure presented as significantly lower in importance than the people living in countries affected by armed conflict. This tendency has increased since 1999.

... the red cross and red crescent emblems are strongly linked to health care.

- **For the majority of respondents, the emblems are primarily associated with first aid and medical care.**
- All respondents associated the emblems least with religion and the Geneva Conventions, just below neutrality.
- A higher proportion of people living in countries affected by armed conflict associate the red cross and red crescent emblems with first aid, ambulances, humanitarian aid, neutrality and religion. Blood banks, military medical personnel, response to natural disasters and the Geneva Conventions were mentioned by significantly more people living in the P5 countries and Switzerland.

Detailed Results

1. Conduct of Hostilities

Key Insights

Conduct of Hostilities

People living in countries affected by armed conflict have less tolerance regarding civilian casualties or deprivations during war.

- 8 out of 10 respondents think combatants should avoid civilians as much as possible when attacking enemy combatants in times of war. This is particularly true among people living in countries affected by armed conflict, although this trend is slightly lower than in the 2009 survey.
- Nearly three-quarters of people think depriving the civilian population of food, medicine or water and attacking religious and historical monuments is wrong.
- People appear to be more accepting of attacks of enemy combatants in populated villages or towns. A significantly higher proportion mentioned these acts were part of war compared to 1999. In the same way, they are becoming resigned to attacks on the architectural heritage. This trend can also be observed when comparing the responses of people living in countries affected by armed conflict with the 2009 survey.
- People living in the P5 countries and Switzerland are generally more tolerant of civilian casualties and deprivations than people living in countries affected by armed conflict.

In general, the death or injury of humanitarian workers delivering aid in conflict zones is perceived as wrong.

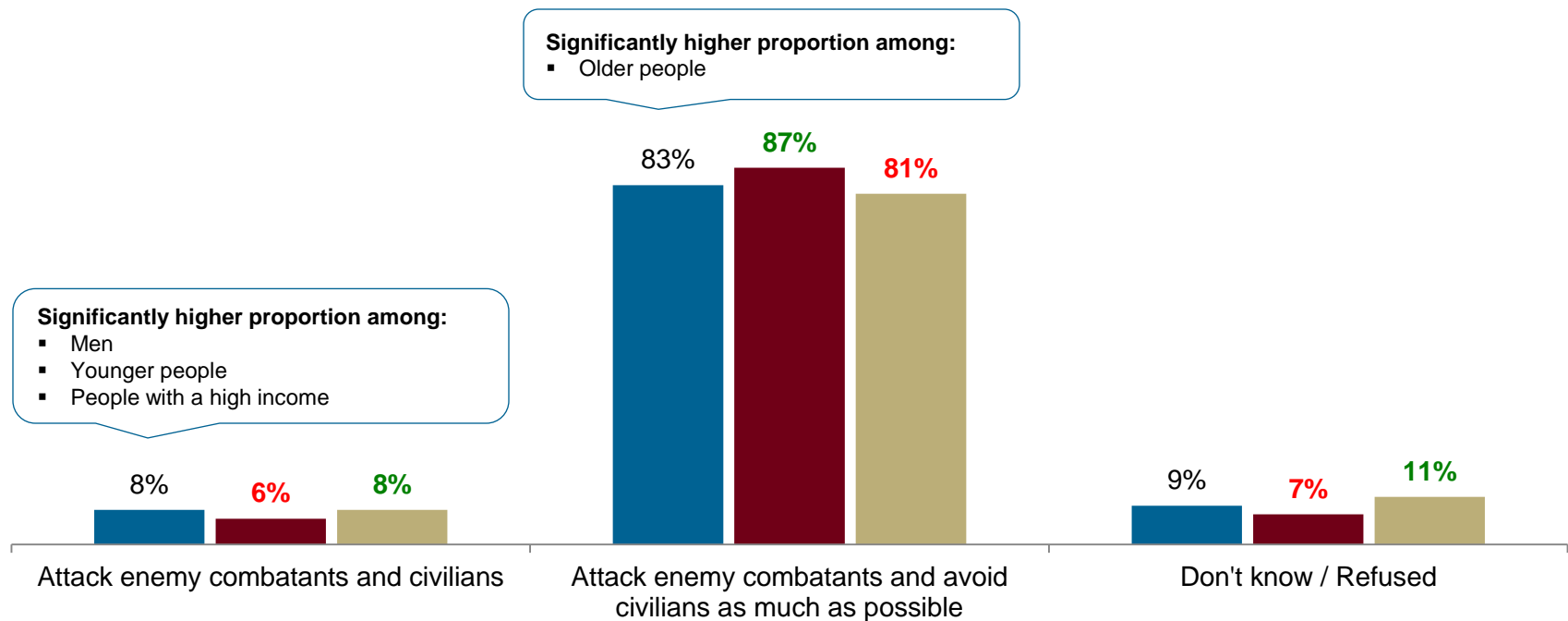
- Nearly six out of ten respondents perceive that the death or injury of humanitarian workers as they are delivering aid in conflict zones as wrong, but in a lower proportion than deprivation of food, medicine or water and attacks on the architectural heritage. The proportion is higher among people living in countries affected by armed conflict.

Total and Sub-totals

Q1. How must combatants behave in times of war? When combatants attack to weaken the enemy, should they...?

Base : All respondents

■ Total (n=17,762) ■ People living in countries affected by armed conflict (n=8,114) ■ People living in P5 countries + Switzerland (n=9,648)



Combatant Behaviour When Attacking to Weaken the Enemy

22

By Country

Q1. How must combatants behave in times of war? When combatants attack to weaken the enemy, should they...?

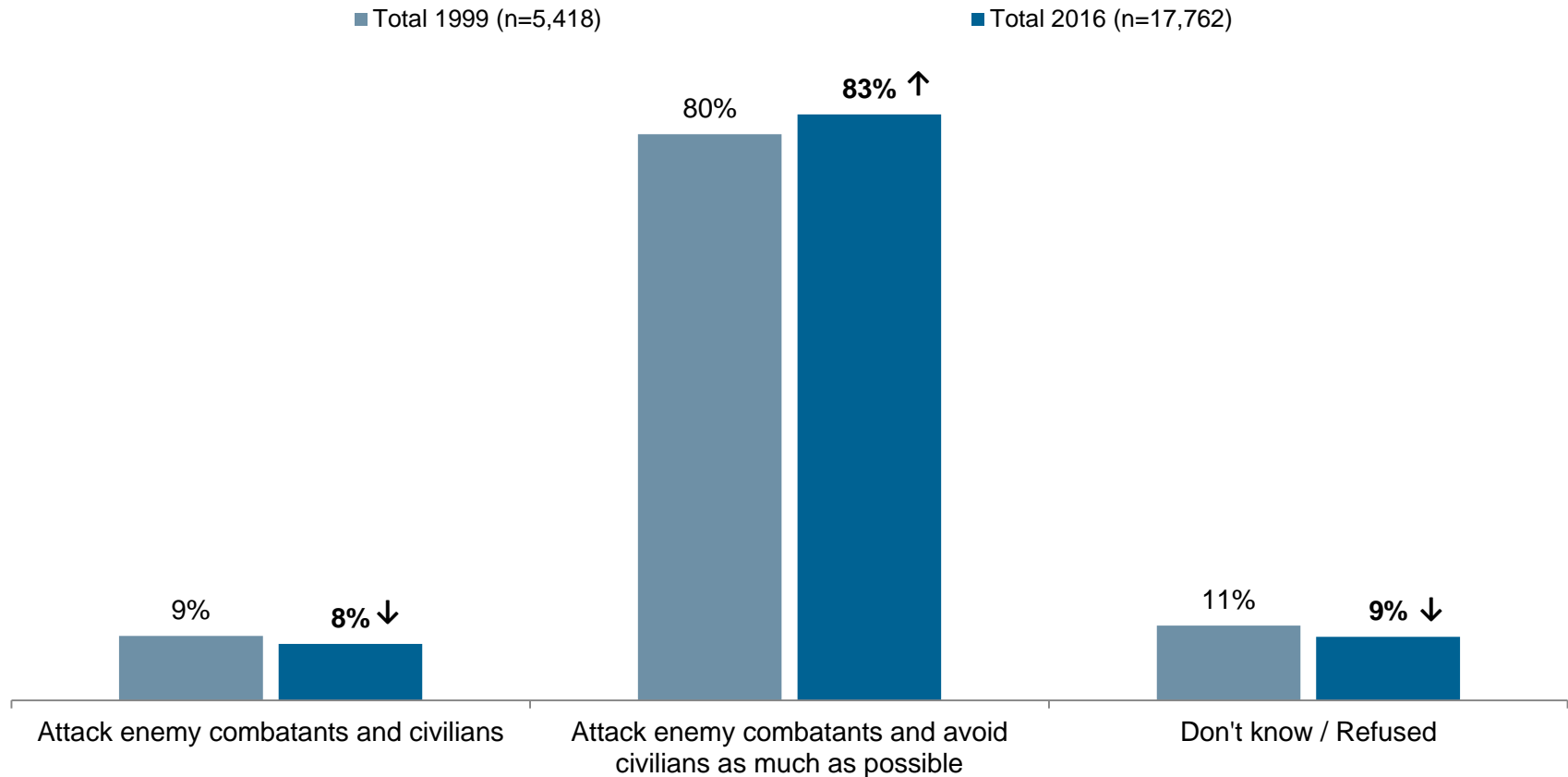
Base : All respondents

	Attack enemy combatants and civilians	Attack enemy combatants and avoid civilians as much as possible	Don't know / Refused
Afghanistan (n=800)	0%	99%	1%
China (n=1,000)	11%	88%	1%
Colombia (n=804)	2%	95%	3%
France (n=818)	5%	89%	6%
Iraq (n=800)	10%	89%	1%
Israel (n=829)	6%	88%	6%
Nigeria (n=800)	8%	91%	1%
Palestine (n=879)	15%	73%	12%
Russia (n=1,000)	9%	75%	15%
South Sudan (n=800)	31%	49%	20%
Switzerland (n=830)	2%	93%	4%
Syria (Syrians in Lebanon) (n=800)	14%	72%	14%
Ukraine (n=800)	2%	71%	28%
United Kingdom (n=1,000)	3%	87%	9%
United States (n=5,000)	9%	78%	13%
Yemen (n=802)	0%	98%	1%
Global Total (n=17,762)	8%	83%	9%

Comparison with the 1999 Survey

Q1. How must combatants behave in times of war? When combatants attack to weaken the enemy, should they...?

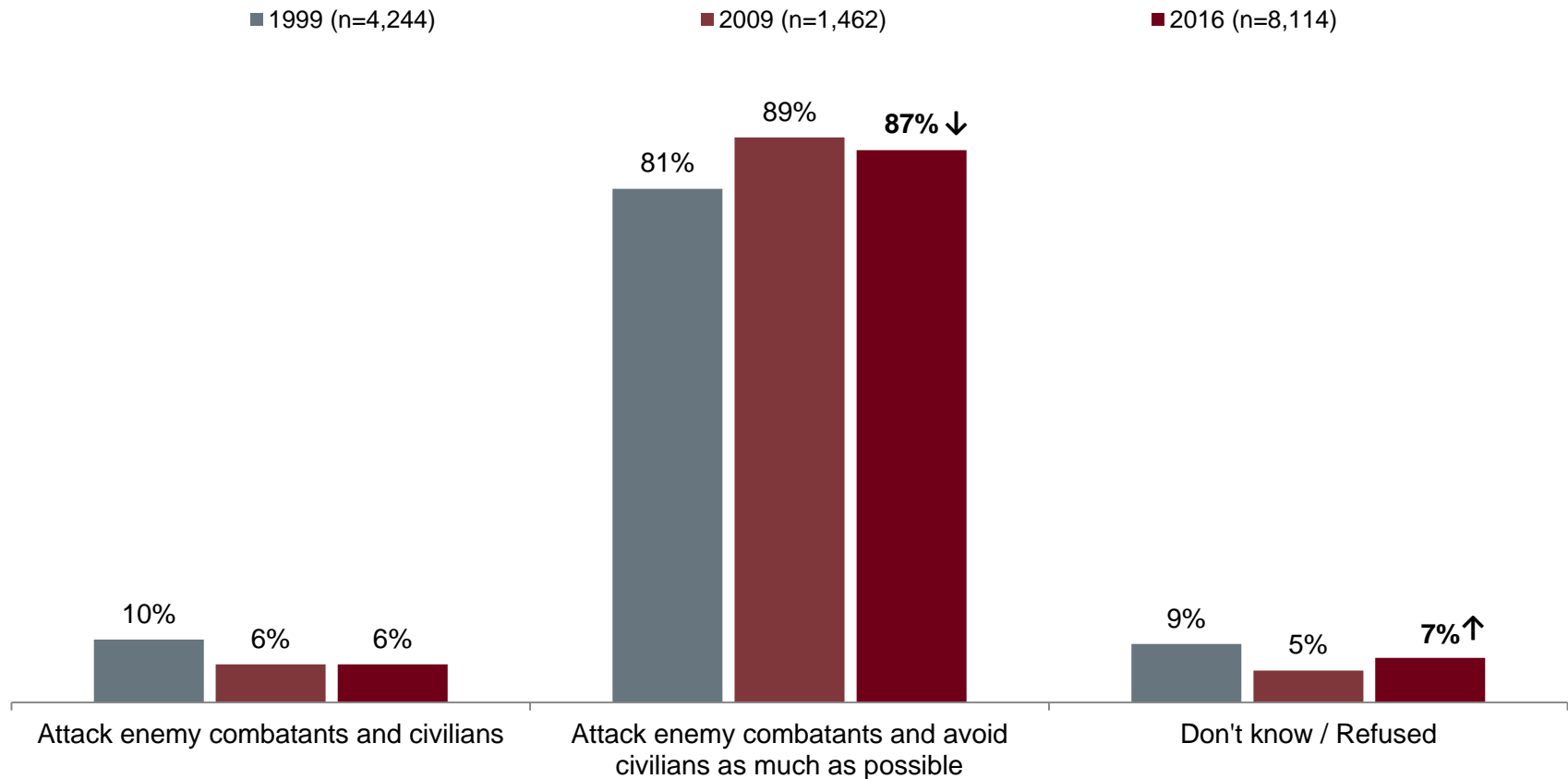
Base : All respondents



Trend since 1999

Q1. How must combatants behave in times of war? When combatants attack to weaken the enemy, should they...?

Base : People living in countries affected by armed conflicts



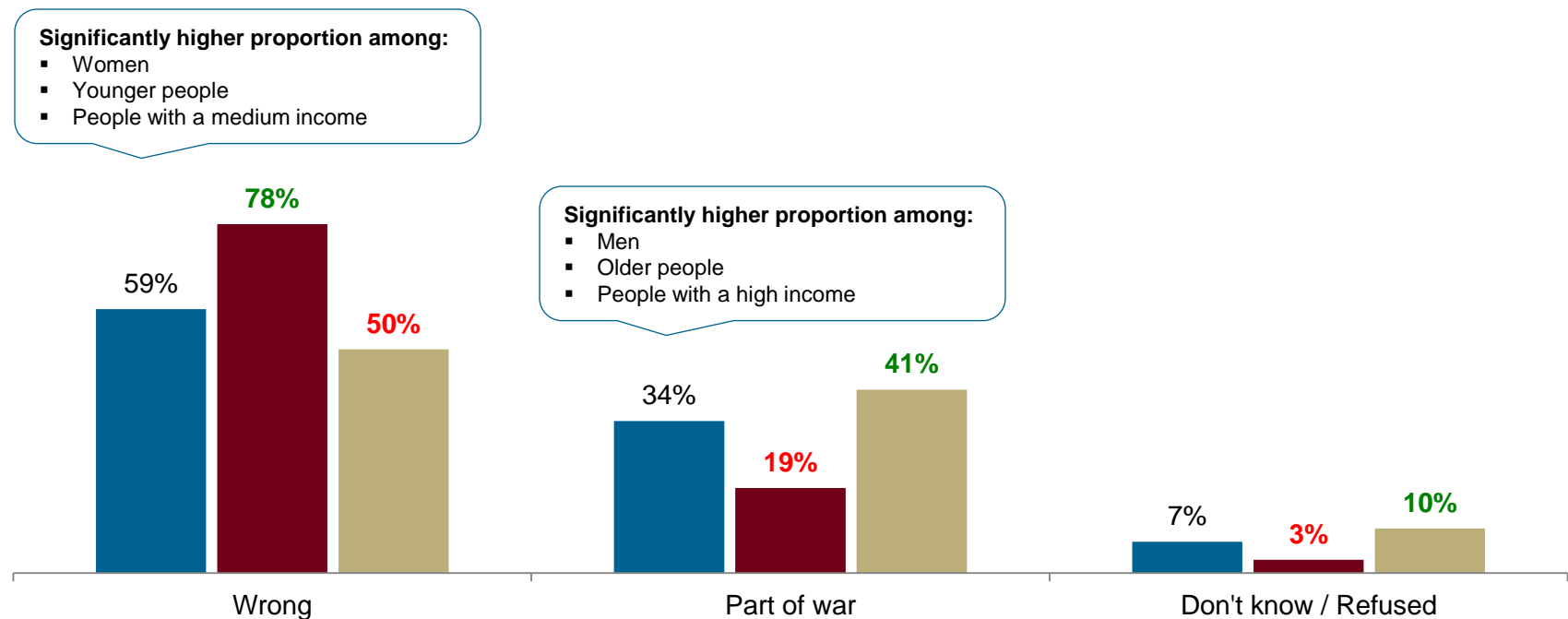
Opinion About Attacking Enemy Combatants in Populated Villages or Towns

Total and Sub-totals

Q2. What about attacking enemy combatants in populated villages or towns in order to weaken the enemy, knowing that many civilians would be killed? Is that wrong or just part of war?

Base: All respondents

■ Total (n=17,762) ■ People living in countries affected by armed conflict (n=8,114) ■ People living in P5 countries + Switzerland (n=9,648)



Opinion About Attacking Enemy Combatants in Populated Villages or Towns

By Country

Q2. What about attacking enemy combatants in populated villages or towns in order to weaken the enemy, knowing that many civilians would be killed? Is that wrong or just part of war?

Base: All respondents

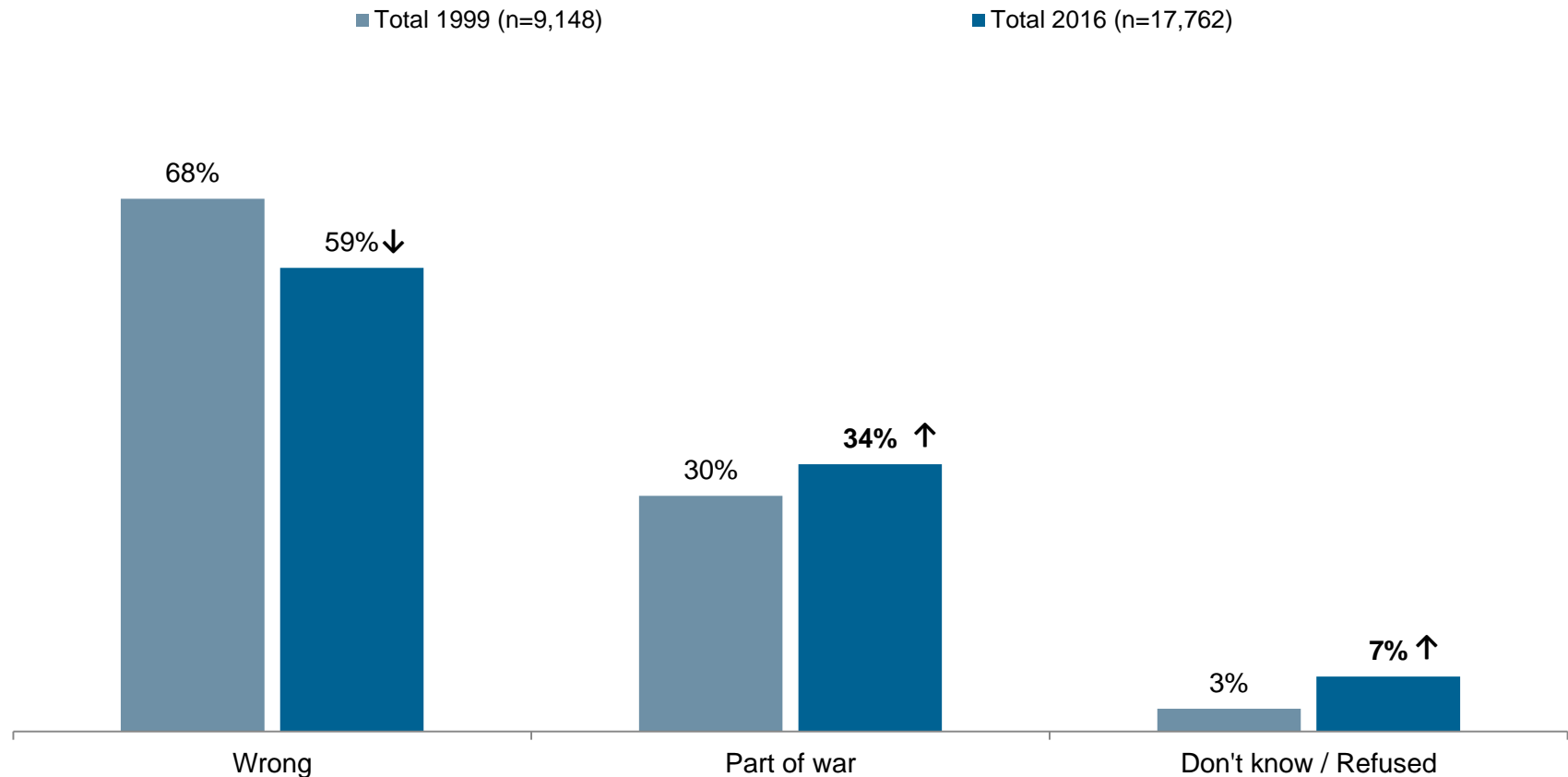
	Wrong	Part of war	Don't know / Refused
Afghanistan (n=800)	81%	18%	1%
China (n=1,000)	75%	24%	1%
Colombia (n=804)	77%	22%	1%
France (n=818)	54%	43%	3%
Iraq (n=800)	77%	22%	1%
Israel (n=829)	23%	62%	15%
Nigeria (n=800)	81%	18%	1%
Palestine (n=879)	56%	37%	8%
Russia (n=1,000)	68%	27%	5%
South Sudan (n=800)	52%	27%	22%
Switzerland (n=830)	68%	27%	5%
Syria (Syrians in Lebanon) (n=800)	66%	22%	13%
Ukraine (n=800)	79%	16%	6%
United Kingdom (n=1,000)	46%	40%	14%
United States (n=5,000)	36%	50%	14%
Yemen (n=802)	100%	0%	0%
Global Total (n=17,762)	59%	34%	7%

Opinion About Attacking Enemy Combatants in Populated Villages or Towns

Comparison with the 1999 Survey

Q2. What about attacking enemy combatants in populated villages or towns in order to weaken the enemy, knowing that many civilians would be killed? Is that wrong or just part of war?

Base: All respondents

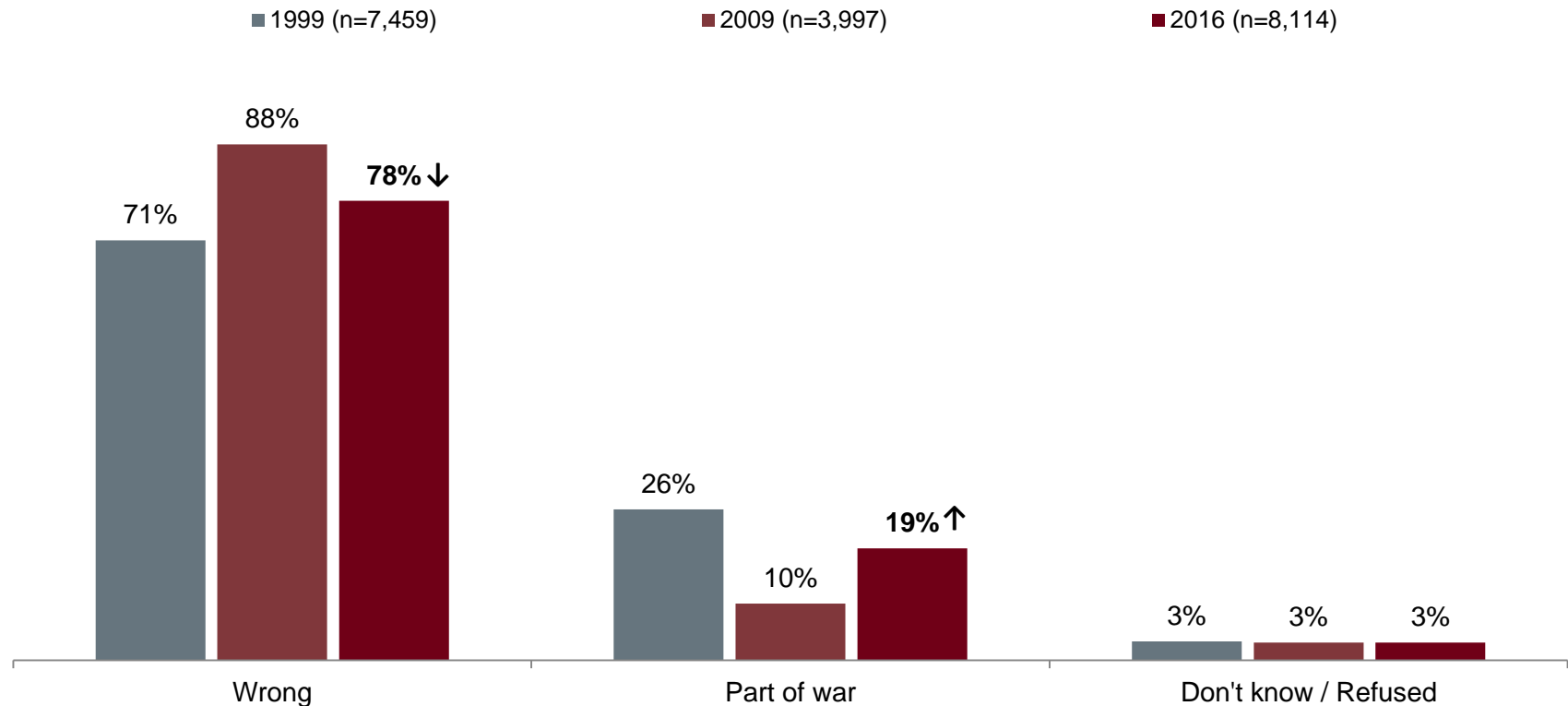


Opinion About Attacking Enemy Combatants in Populated Villages or Towns

Trend since 1999

Q2. What about attacking enemy combatants in populated villages or towns in order to weaken the enemy, knowing that many civilians would be killed? Is that wrong or just part of war?

Base: People living in countries affected by armed conflict



Note: In the 2009 survey, the question was “Is there anything that combatants should not be allowed to do in fighting their enemy?” followed by the statement “Attack enemy combatants in populated villages or towns knowing many civilians would be killed”. Response options “OK” and “Not OK” were provided. In this analysis, these options were compared with the response options “Part of war” and “Wrong” that were offered in the 1999 and 2016 surveys. In the 1999 survey, a response option “Both” was provided as an alternative to “Wrong” and “Part of war”. This alternative option was excluded from this analysis in order to make the comparisons only between the two response options offered in the 1999, 2009 and 2016 surveys.

Opinion About Depriving the Civilian Population of Food, Medicine or Water

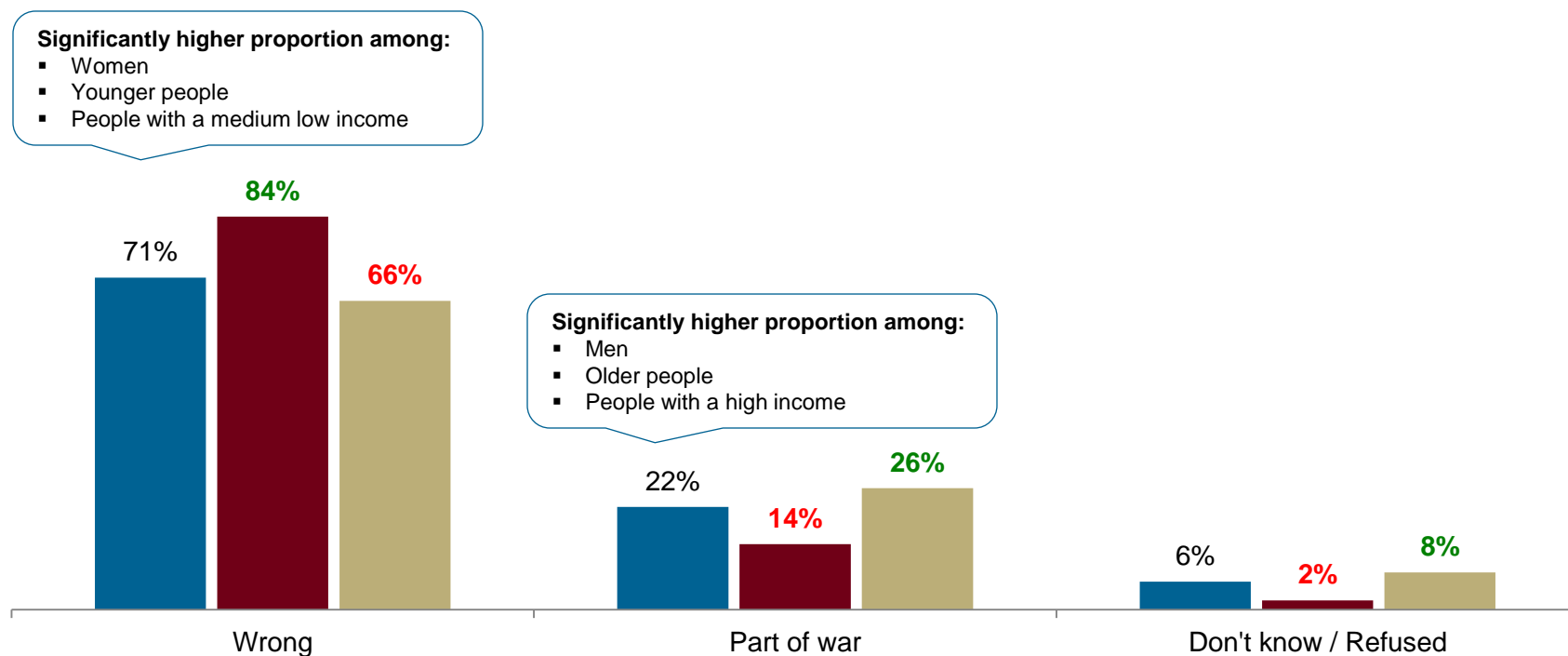
29

Total and Sub-totals

Q3. What about depriving the civilian population of food, medicine or water in order to weaken the enemy. Is that wrong or just part of war?

Base: All respondents

■ Total (n=17,762) ■ People living in countries affected by armed conflict (n=8,114) ■ People living in P5 countries + Switzerland (n=9,648)



Opinion About Depriving the Civilian Population of Food, Medicine or Water

By Country

Q3. What about depriving the civilian population of food, medicine or water in order to weaken the enemy. Is that wrong or just part of war?

Base: All respondents

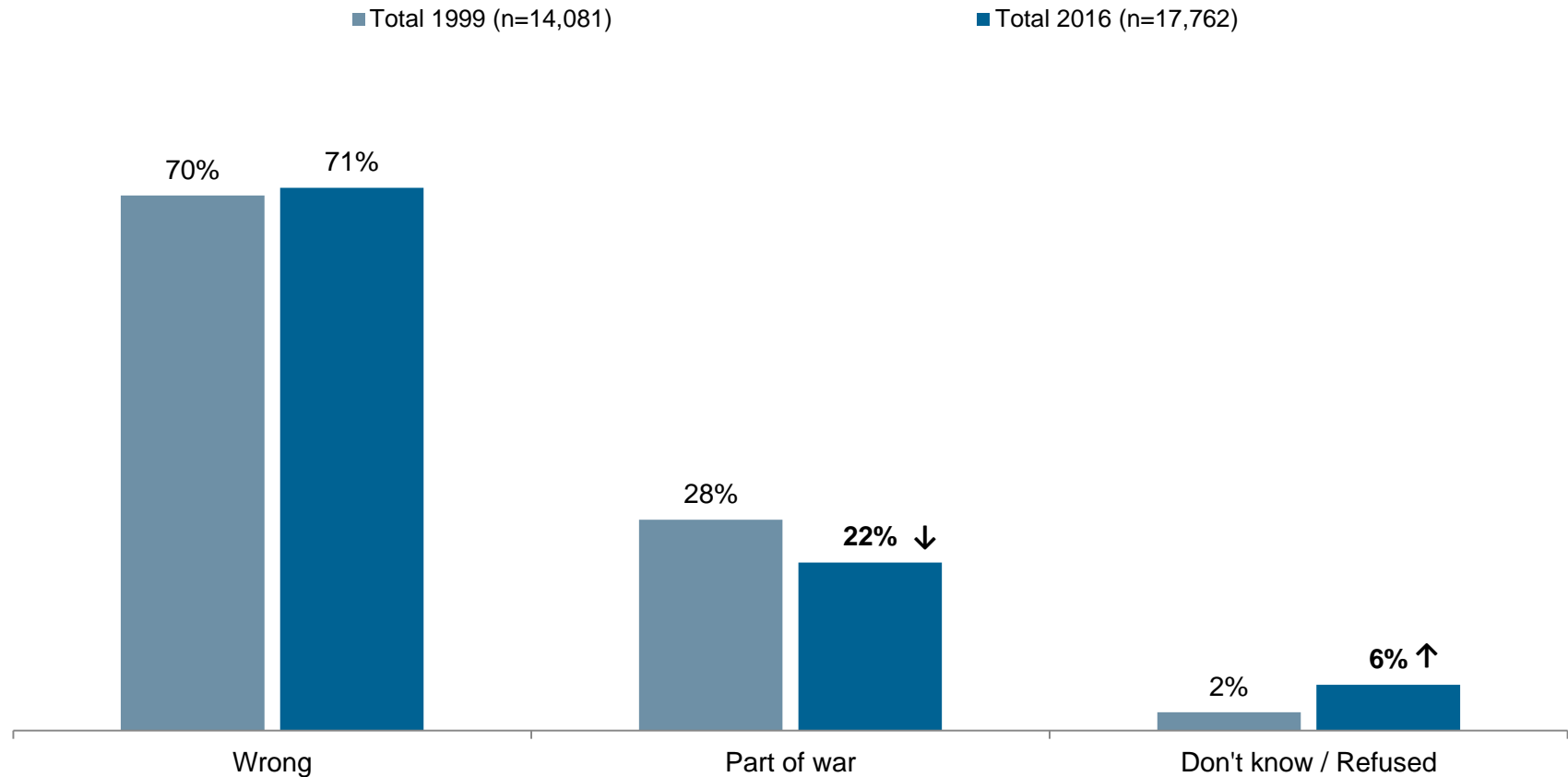
	Wrong	Part of war	Don't know / Refused
Afghanistan (n=800)	95%	3%	1%
China (n=1,000)	76%	22%	1%
Colombia (n=804)	82%	17%	1%
France (n=818)	77%	20%	3%
Iraq (n=800)	83%	16%	1%
Israel (n=829)	57%	31%	12%
Nigeria (n=800)	85%	15%	0%
Palestine (n=879)	57%	35%	8%
Russia (n=1,000)	73%	22%	5%
South Sudan (n=800)	60%	22%	18%
Switzerland (n=830)	86%	12%	2%
Syria (Syrians in Lebanon) (n=800)	78%	14%	9%
Ukraine (n=800)	83%	13%	5%
United Kingdom (n=1,000)	69%	21%	10%
United States (n=5,000)	57%	31%	13%
Yemen (n=802)	100%	0%	0%
Global Total (n=17,762)	71%	22%	6%

Opinion About Depriving the Civilian Population of Food, Medicine or Water

Comparison with the 1999 Survey

Q3. What about depriving the civilian population of food, medicine or water in order to weaken the enemy. Is that wrong or just part of war?

Base: All respondents

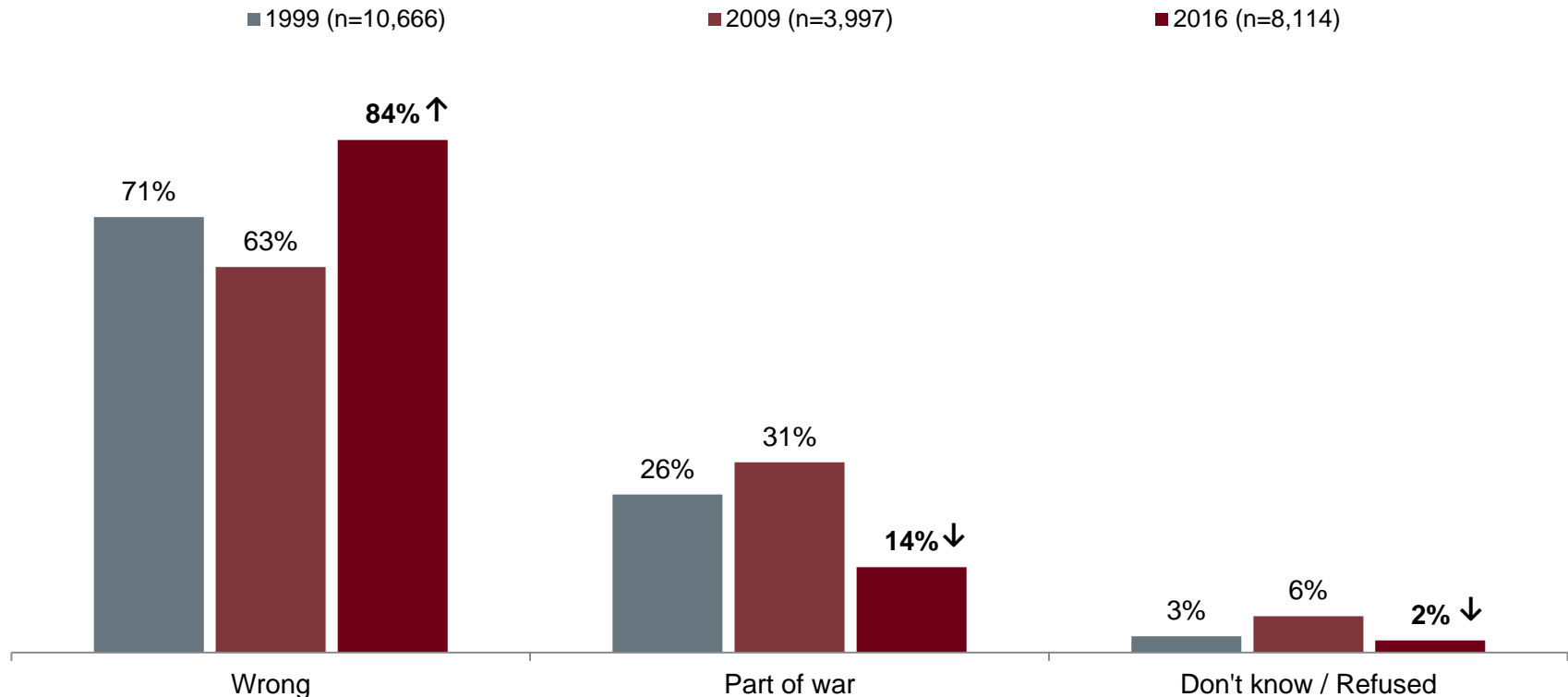


Opinion About Depriving the Civilian Population of Food, Medicine or Water

Trend since 1999

Q3. What about depriving the civilian population of food, medicine or water in order to weaken the enemy. Is that wrong or just part of war?

Base: People living in countries affected by armed conflict



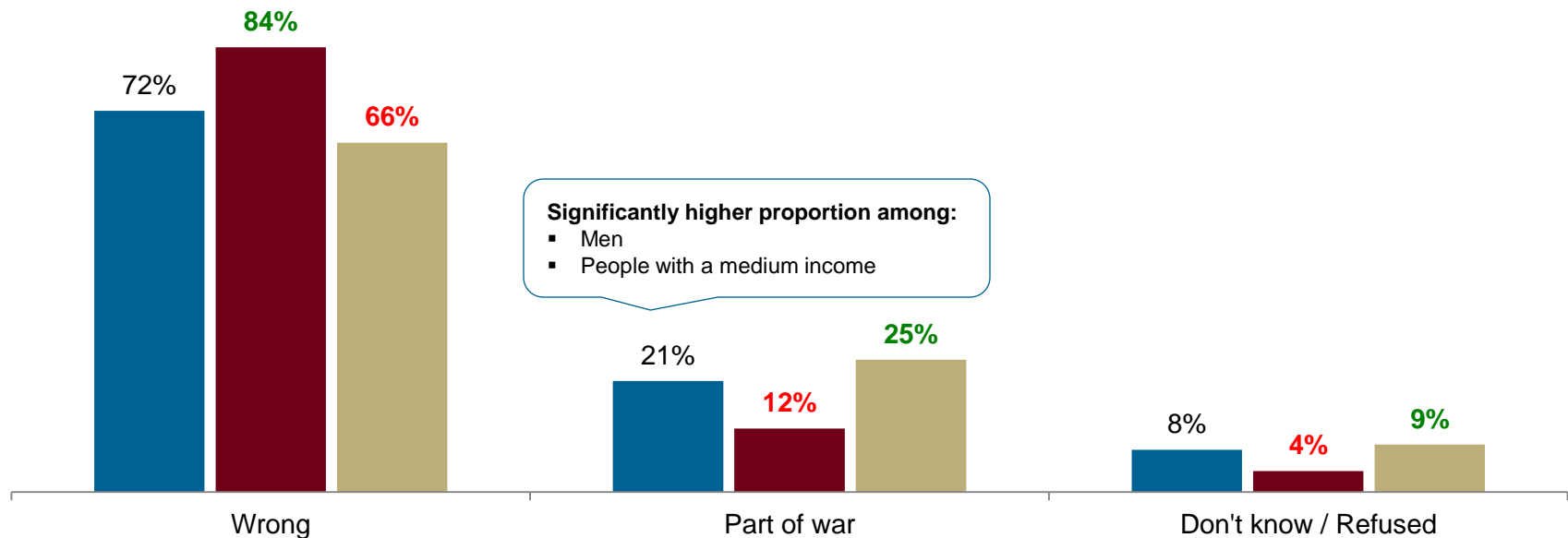
Note: In the 2009 survey, the question was “Is there anything that combatants should not be allowed to do in fighting their enemy?” followed by the statement “Depriving civilians of food, medicine or water to weaken the enemy”. Response options “OK” and “Not OK” were provided. In this analysis, these options were compared with the response options “Part of war” and “Wrong” that were offered in the 1999 and 2016 surveys. In the 1999 survey, a response option “Both” was provided as an alternative to “Wrong” and “Part of war”. This alternative option was excluded from this analysis in order to make the comparisons only between the two response options offered in the 1999, 2009 and 2016 surveys.

Total and Sub-totals

Q4. What about attacking religious and historical monuments in order to weaken the enemy. Is that wrong or just part of war?

Base: All respondents

■ Total (n=17,762) ■ People living in countries affected by armed conflict (n=8,114) ■ People living in P5 countries + Switzerland (n=9,648)



Opinion About Attacking Religious and Historical Monuments

34

By Country

Q4. What about attacking religious and historical monuments in order to weaken the enemy. Is that wrong or just part of war?

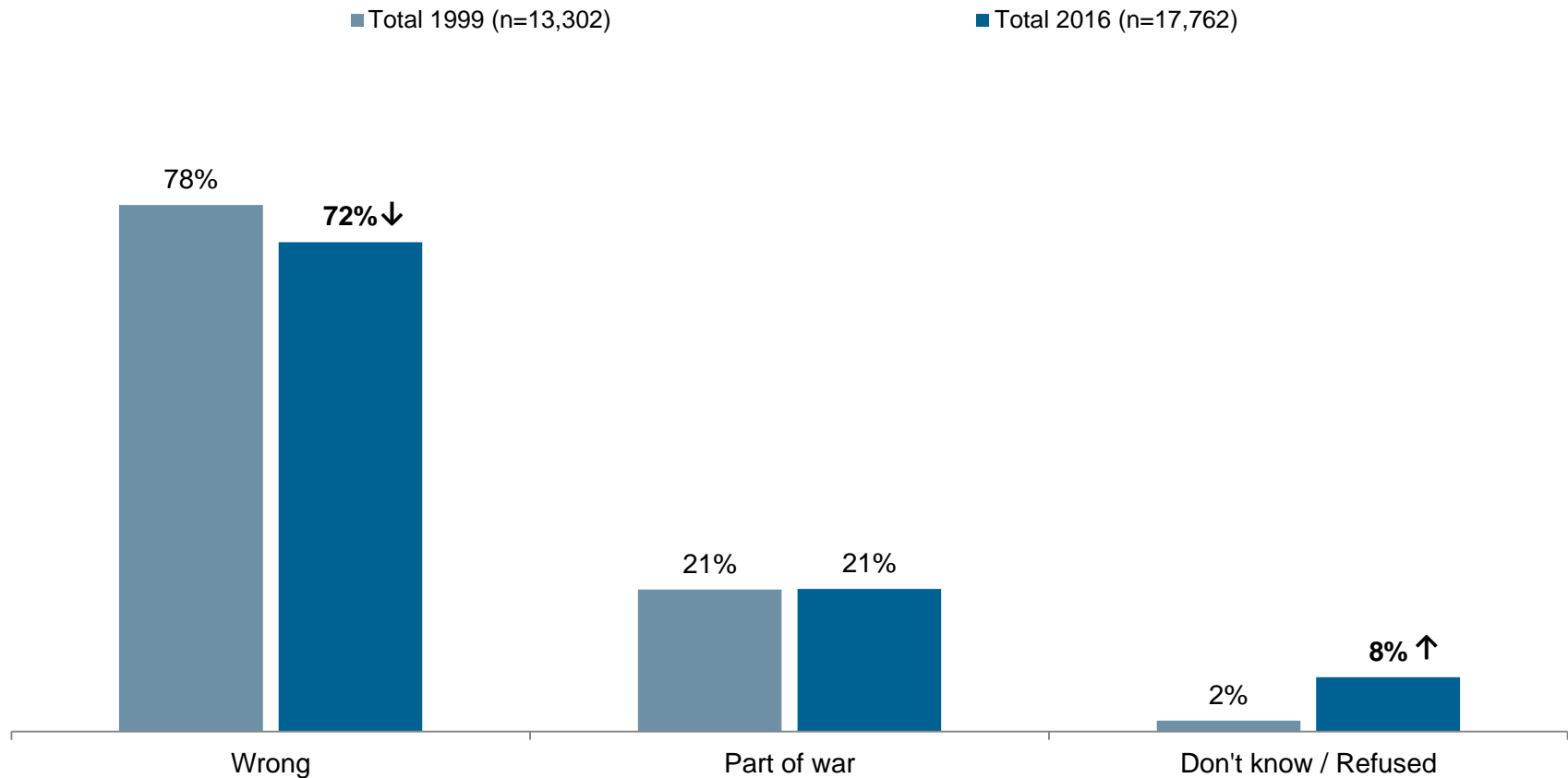
Base: All respondents

	Wrong	Part of war	Don't know / Refused
Afghanistan (n=800)	93%	6%	2%
China (n=1,000)	72%	26%	2%
Colombia (n=804)	81%	18%	1%
France (n=818)	80%	17%	3%
Iraq (n=800)	88%	12%	0%
Israel (n=829)	50%	36%	14%
Nigeria (n=800)	90%	9%	1%
Palestine (n=879)	57%	35%	8%
Russia (n=1,000)	74%	19%	7%
South Sudan (n=800)	57%	23%	21%
Switzerland (n=830)	86%	12%	2%
Syria (Syrians in Lebanon) (n=800)	84%	11%	5%
Ukraine (n=800)	75%	16%	10%
United Kingdom (n=1,000)	63%	25%	12%
United States (n=5,000)	58%	28%	13%
Yemen (n=802)	100%	0%	0%
Global Total (n=17,762)	72%	21%	8%

Comparison with the 1999 Survey

Q4. What about attacking religious and historical monuments in order to weaken the enemy. Is that wrong or just part of war?

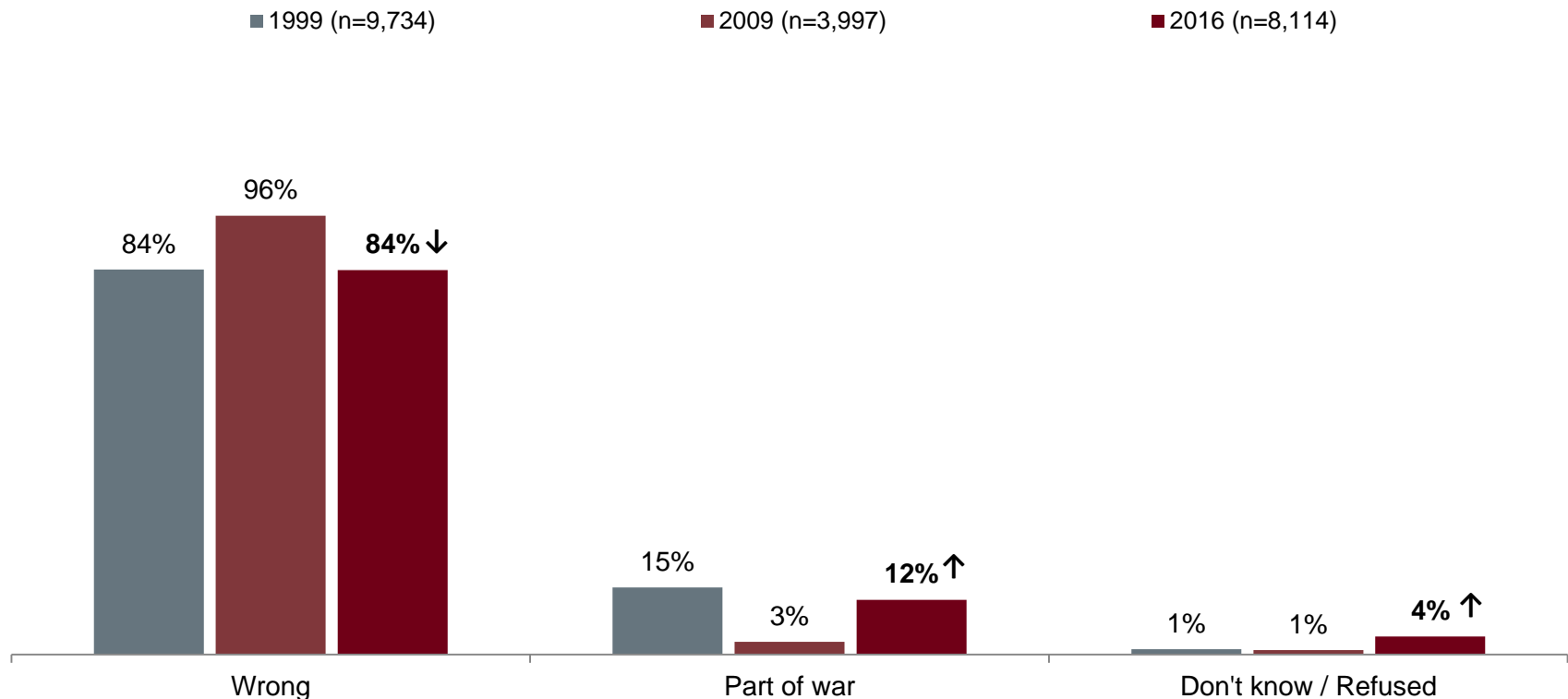
Base: All respondents



Trend since 1999

Q4. What about attacking religious and historical monuments in order to weaken the enemy. Is that wrong or just part of war?

Base: People living in countries affected by armed conflict



Note: In the 2009 survey, the question was "Is there anything that combatants should not be allowed to do in fighting their enemy?" followed by the statement "Attacking religious and historical monuments". Response options "OK" and "Not OK" were provided. In this analysis, these options were compared with the response options "Part of war" and "Wrong" that were offered in the 1999 and 2016 surveys. In the 1999 survey, a response option "Both" was provided as an alternative to "Wrong" and "Part of war". This alternative option was excluded from this analysis in order to make the comparisons only between the two response options offered in the 1999, 2009 and 2016 surveys. Some countries affected by armed conflicts were not asked the question in the 1999 survey.

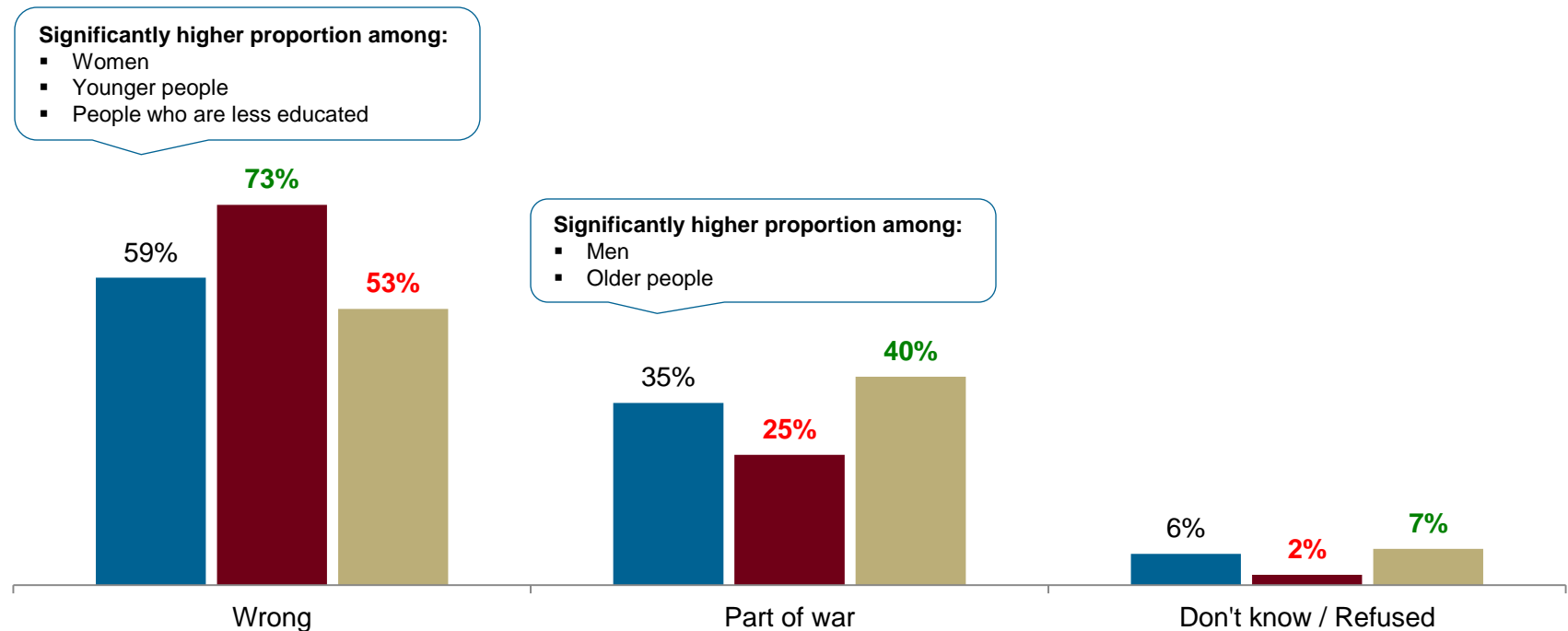
Opinion About the Injury or Death of Humanitarian Workers in Conflict Zones

Total and Sub-totals

Q9. Humanitarian workers are sometimes injured or killed as they are delivering aid in conflict zones. Is that wrong or is that just part of war?

Base: All respondents

■ Total (n=17,762) ■ People living in countries affected by armed conflict (n=8,114) ■ People living in P5 countries + Switzerland (n=9,648)



Opinion About the Injury or Death of Humanitarian Workers in Conflict Zones

By Country

Q9. Humanitarian workers are sometimes injured or killed as they are delivering aid in conflict zones. Is that wrong or is that just part of war?

Base: All respondents

	Wrong	Part of war	Don't know / Refused
Afghanistan (n=800)	79%	20%	1%
China (n=1,000)	60%	38%	2%
Colombia (n=804)	63%	36%	0%
France (n=818)	68%	30%	2%
Iraq (n=800)	86%	13%	1%
Israel (n=829)	27%	62%	11%
Nigeria (n=800)	78%	21%	0%
Palestine (n=879)	44%	49%	7%
Russia (n=1,000)	60%	33%	8%
South Sudan (n=800)	52%	33%	15%
Switzerland (n=830)	78%	20%	1%
Syria (Syrians in Lebanon) (n=800)	65%	28%	7%
Ukraine (n=800)	59%	35%	6%
United Kingdom (n=1,000)	55%	38%	7%
United States (n=5,000)	44%	46%	10%
Yemen (n=802)	100%	0%	0%
Global Total (n=17,762)	59%	35%	6%

2. Health Care in Danger

Health Care in Danger

In general people do not accept violence against health care but there appears to be some exceptions.

- For the vast majority of respondents, attacking hospitals, ambulances and health care workers is wrong and no situation can justify targeting them.
- A small minority of respondents think it is acceptable to target health care workers when they are not clearly identified, when they are treating the enemy combatants who are wounded or the wounded civilians who sided with the enemy.
- Responses of people living in countries affected by armed conflict indicate that health care workers should be protected. This attitude is more evident than in the 2009 survey. However, a minority increasingly accepts the possibility of targeting them in certain situations.

Health care for the wounded and sick during an armed conflict is seen as a universal right by most people.

- The right to health care during an armed conflict is generally acknowledged.
- Most people think health workers should treat wounded and sick civilians from all sides of a conflict.
- People living in countries affected by armed conflict are less consistent in their responses. Although a higher proportion of them agree that everyone has the right to health care, they are also proportionally more likely to think health care workers should treat only wounded and sick civilians from their side of the conflict. This point of view is greater than in 2009.

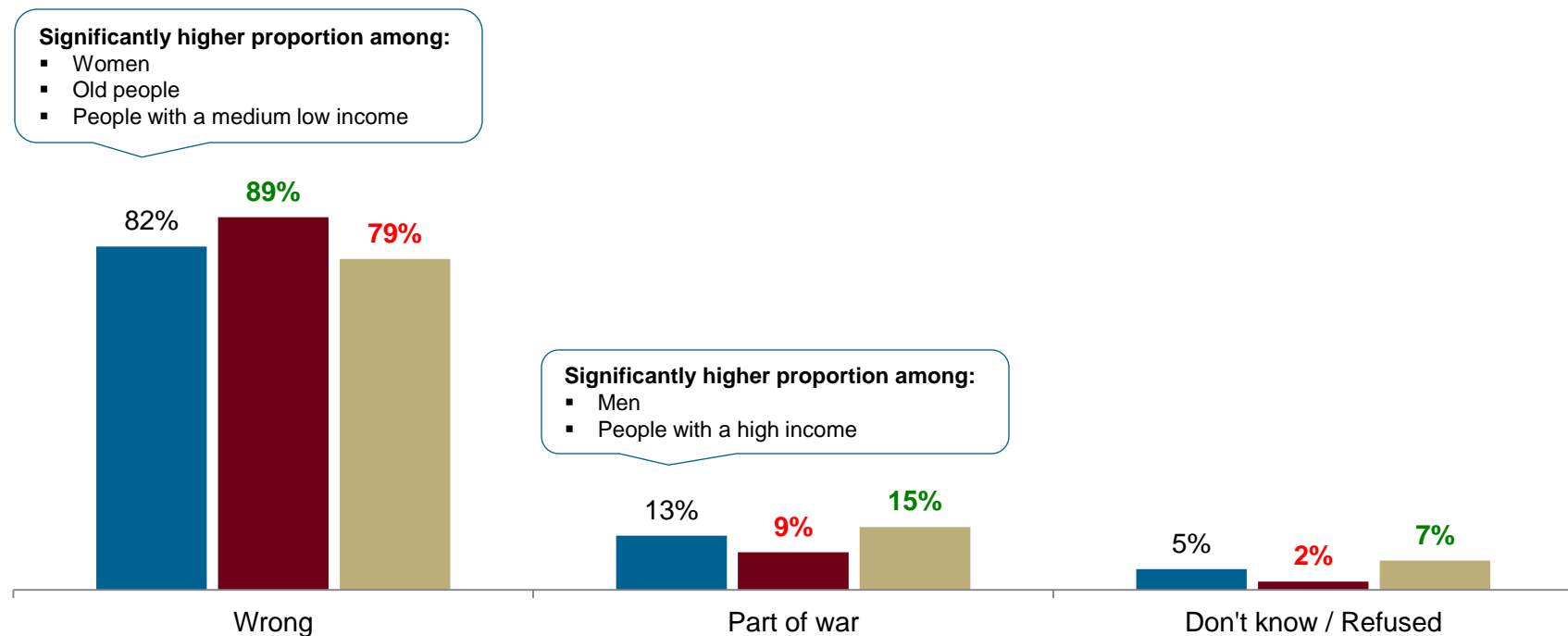
Opinion About Attacking Hospitals, Ambulances and Health Care Workers

Total and Sub-totals

Q5. What about attacking hospitals, ambulances and health care workers in order to weaken the enemy. Is that wrong or just a part of war?

Base: All respondents

■ Total (n=17,762) ■ People living in countries affected by armed conflict (n=8,114) ■ People living in P5 countries + Switzerland (n=9,648)



Opinion About Attacking Hospitals, Ambulances and Health Care Workers

By Country

Q5. What about attacking hospitals, ambulances and health care workers in order to weaken the enemy. Is that wrong or just a part of war?

Base: All respondents

	Wrong	Part of war	Don't know / Refused
Afghanistan (n=800)	98%	1%	0%
China (n=1,000)	76%	22%	1%
Colombia (n=804)	87%	13%	0%
France (n=818)	91%	8%	2%
Iraq (n=800)	87%	12%	0%
Israel (n=829)	66%	23%	11%
Nigeria (n=800)	91%	8%	0%
Palestine (n=879)	64%	29%	7%
Russia (n=1,000)	76%	18%	6%
South Sudan (n=800)	60%	19%	21%
Switzerland (n=830)	95%	4%	1%
Syria (Syrians in Lebanon) (n=800)	84%	12%	4%
Ukraine (n=800)	90%	6%	4%
United Kingdom (n=1,000)	88%	6%	6%
United States (n=5,000)	76%	15%	10%
Yemen (n=802)	100%	0%	0%
Global Total (n=17,762)	82%	13%	5%

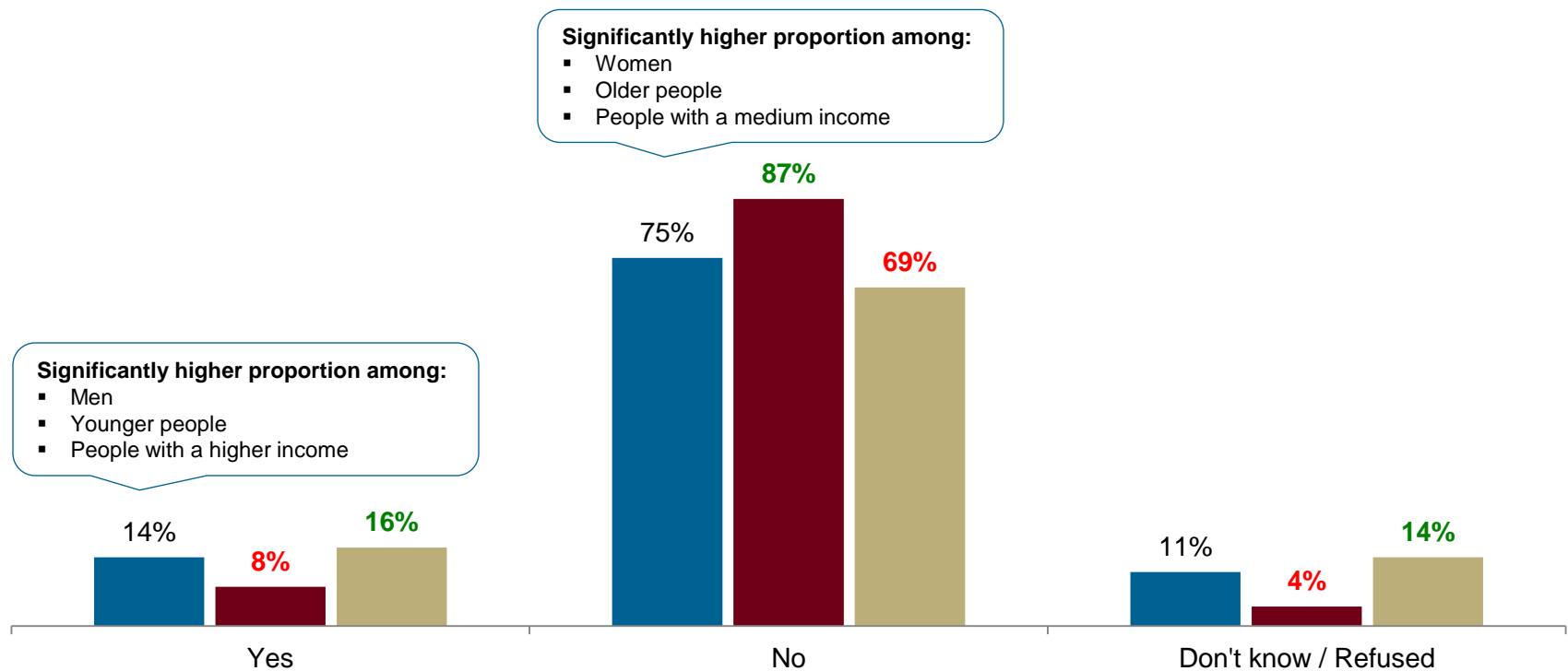
Opinion About Targeting Health Care Workers Under Certain Circumstances

Total and Sub-totals

Q6. In a situation of armed conflict, are there any circumstances in which you think it is acceptable for combatants to target health care workers?

Base: All respondents

■ Total (n=17,762) ■ People living in countries affected by armed conflict (n=8,114) ■ People living in P5 countries + Switzerland (n=9,648)



Opinion About Targeting Health Care Workers Under Certain Circumstances

By Country

Q6. In a situation of armed conflict, are there any circumstances in which you think it is acceptable for combatants to target health care workers?

Base: All respondents

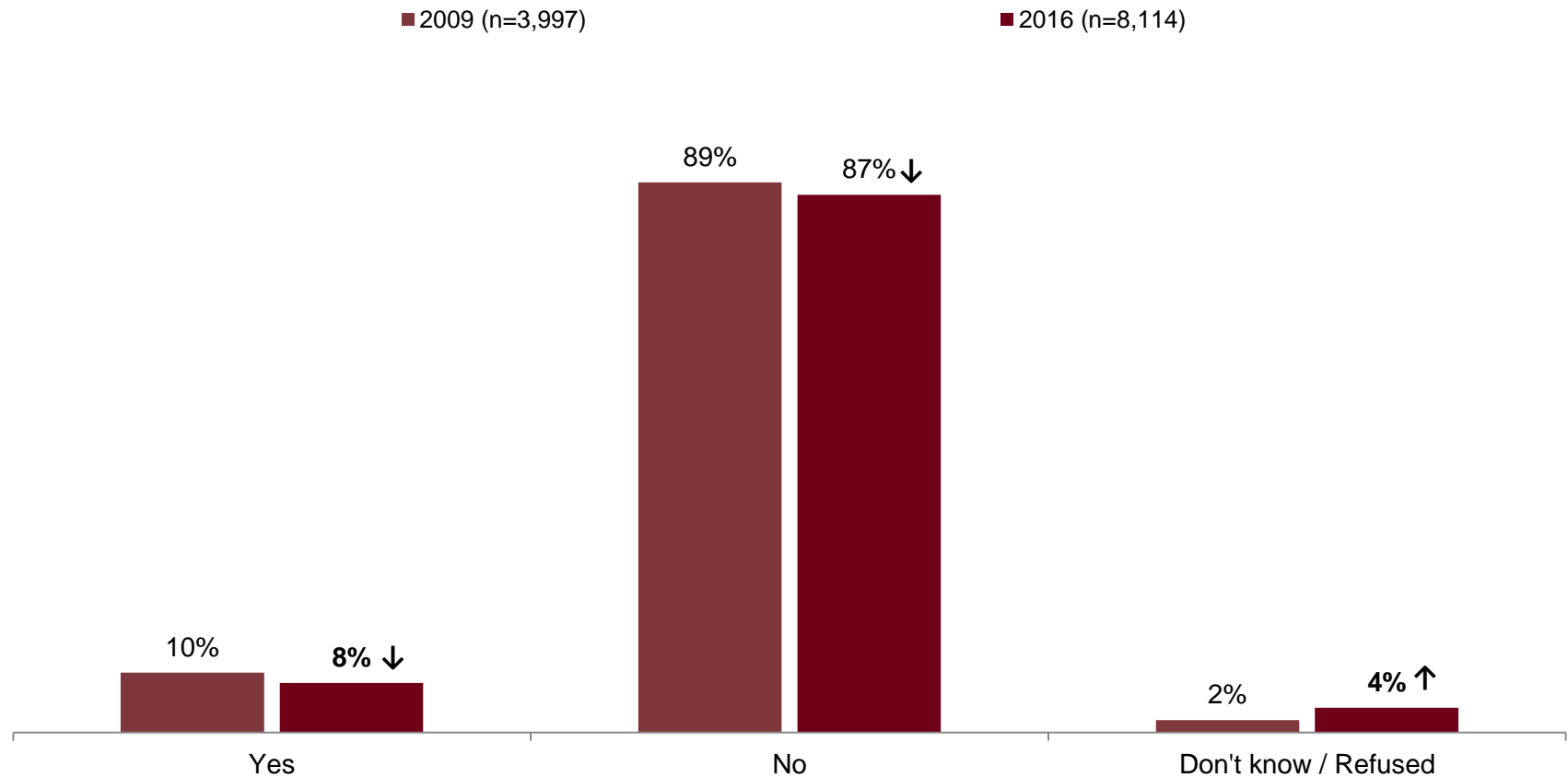
	Yes	No	Don't know / Refused
Afghanistan (n=800)	5%	90%	5%
China (n=1,000)	11%	76%	14%
Colombia (n=804)	2%	98%	0%
France (n=818)	8%	90%	2%
Iraq (n=800)	16%	81%	2%
Israel (n=829)	30%	49%	21%
Nigeria (n=800)	10%	89%	1%
Palestine (n=879)	16%	61%	23%
Russia (n=1,000)	12%	79%	9%
South Sudan (n=800)	8%	67%	25%
Switzerland (n=830)	7%	90%	3%
Syria (Syrians in Lebanon) (n=800)	12%	76%	12%
Ukraine (n=800)	6%	85%	9%
United Kingdom (n=1,000)	8%	79%	13%
United States (n=5,000)	23%	58%	19%
Yemen (n=802)	0%	99%	1%
Global Total (n=17,762)	14%	75%	11%

Opinion About Targeting Health Care Workers Under Certain Circumstances

Comparison with the 2009 Survey

Q6. In a situation of armed conflict, are there any circumstances in which you think it is acceptable for combatants to target health care workers?

Base: People living in countries affected by armed conflicts



Circumstances Under Which it is Acceptable to Target Health Care Workers

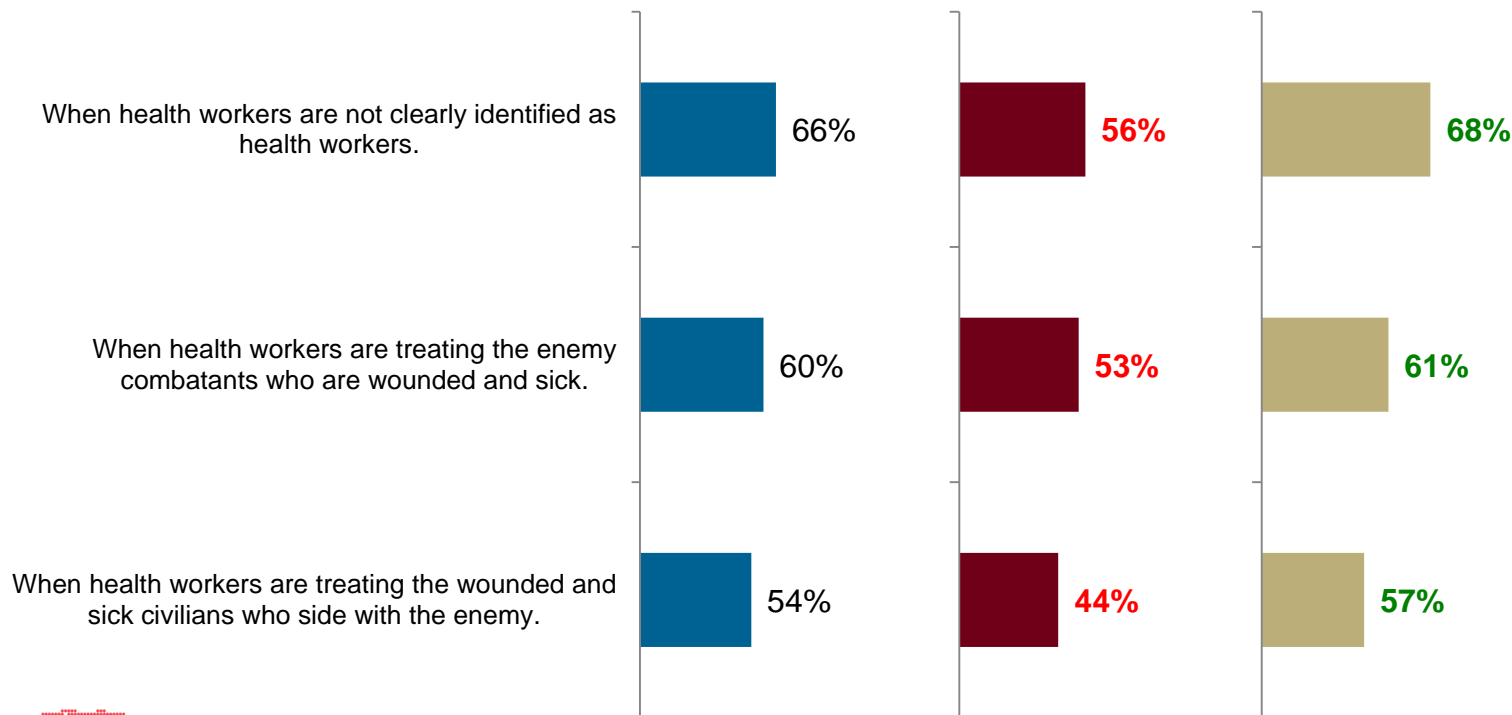
Total and Sub-totals

Q6a-c. In which, if any, of the following circumstances do you think it is acceptable [to target health care workers]?

Base: Respondents who think it is sometimes acceptable to target health care workers

Net "YES, ACCEPTABLE" presented in this graph

■ Total (n=2,479) ■ People living in countries affected by armed conflict (n=912) ■ People living in P5 countries + Switzerland (n=1,567)



Circumstances Under Which it is Acceptable to Target Health Care Workers

By Country

Q6a-c. In which, if any, of the following circumstances do you think it is acceptable [to target health care workers]?

Base: Respondents who think it is sometimes acceptable to target health care workers

	When health workers are not clearly identified as health workers			When health workers are treating the enemy combatants who are wounded and sick.			When health workers are treating the wounded and sick civilians who side with the enemy.		
	Yes, acceptable	No, not acceptable	Don't know / Refused	Yes, acceptable	No, not acceptable	Don't know / Refused	Yes, acceptable	No, not acceptable	Don't know / Refused
Afghanistan (n=39)	33%	52%	15%	100%	0%	0%	23%	72%	6%
China (n=107)	50%	43%	7%	55%	42%	3%	31%	64%	5%
Colombia (n=15*)	34%	66%	0%	38%	62%	0%	46%	54%	0%
France (n=60)	52%	42%	7%	48%	51%	1%	47%	50%	3%
Iraq (n=128)	34%	65%	1%	53%	47%	0%	45%	55%	0%
Israel (n=251)	63%	19%	18%	33%	57%	10%	13%	79%	8%
Nigeria (n=124)	65%	32%	3%	57%	43%	0%	60%	40%	0%
Palestine (n=143)	52%	42%	6%	47%	51%	2%	31%	66%	3%
Russia (n=122)	59%	28%	13%	59%	33%	8%	59%	31%	11%
South Sudan (n=64)	41%	38%	22%	34%	45%	20%	36%	44%	20%
Switzerland (n=62)	50%	44%	6%	35%	60%	5%	27%	66%	6%
Syria (Syrians in Lebanon) (n=94)	21%	69%	10%	29%	66%	5%	33%	62%	5%
Ukraine (n=50)	62%	30%	8%	46%	44%	10%	16%	74%	10%
United Kingdom (n=80)	56%	30%	14%	55%	42%	3%	39%	55%	5%
United States (n=1,136)	74%	19%	7%	64%	31%	5%	63%	32%	5%
Yemen (n=4*)	25%	75%	0%	25%	75%	0%	0%	100%	0%
Global Total (n=2,479)	66%	27%	8%	60%	36%	5%	54%	40%	5%

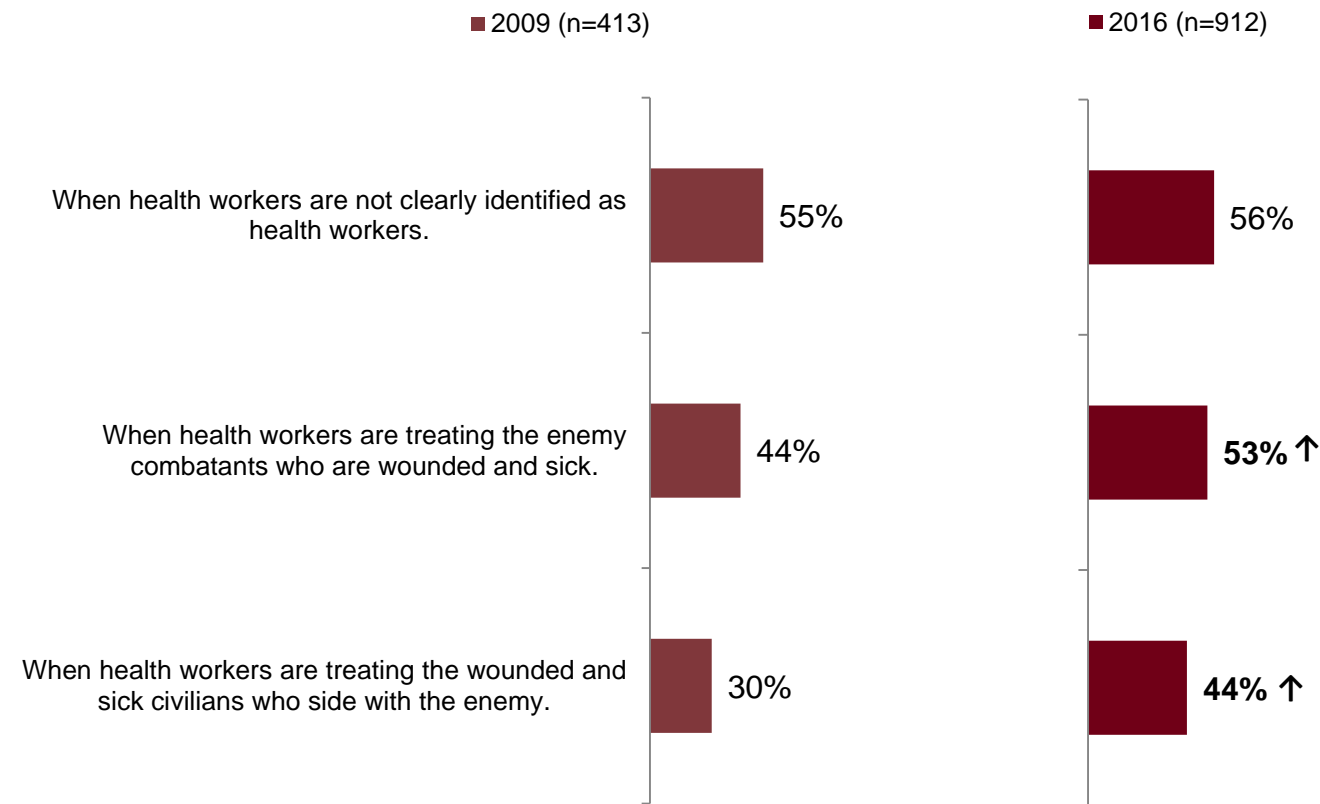
Circumstances Under Which it is Acceptable to Target Health Care Workers

Comparison with the 2009 Survey

Q6a-c. In which, if any, of the following circumstances do you think it is acceptable [to target health care workers]?

Base: Respondents who think it is sometimes acceptable to target health care workers and who live in countries affected by armed conflict

Net “YES, ACCEPTABLE” presented in this graph

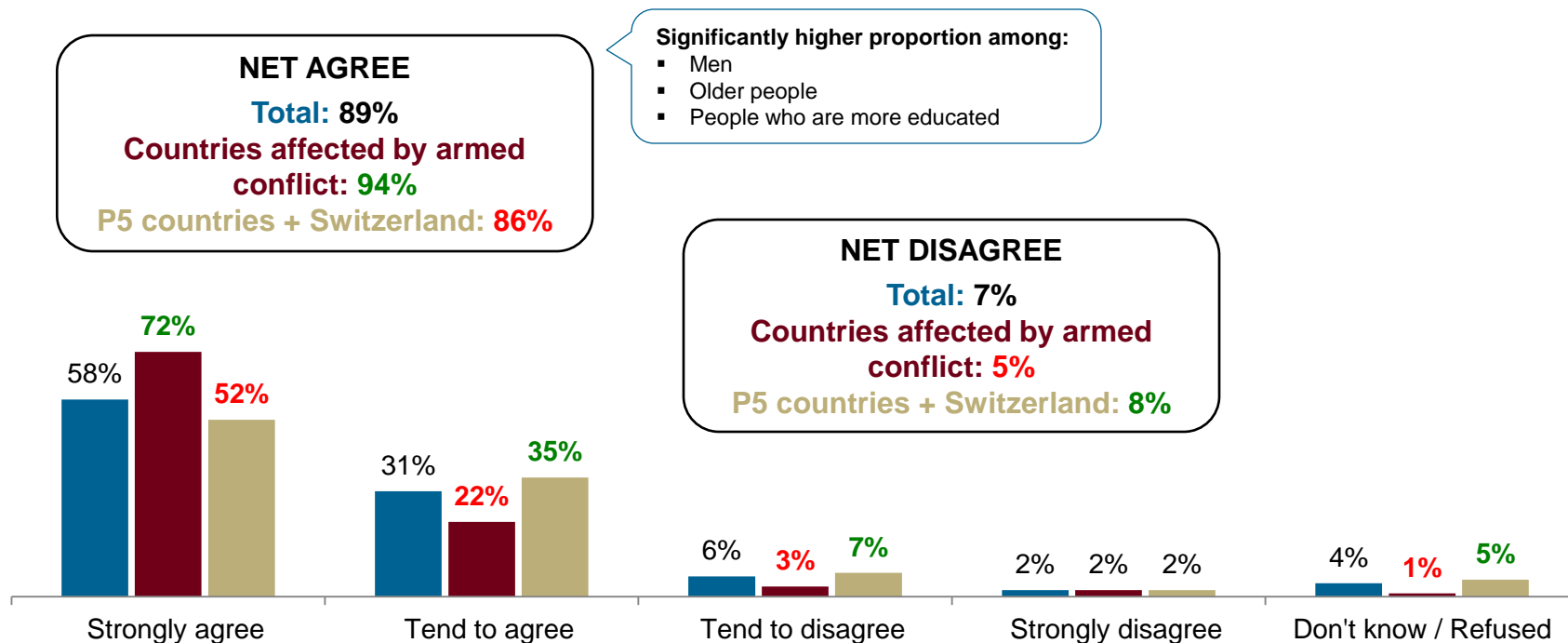


Total and Sub-totals

Q7. To what extent do you agree or disagree with the following statement: Everyone wounded or sick during an armed conflict has the right to health care.

Base: All respondents

■ Total (n=17,762) ■ People living in countries affected by armed conflict (n=8,114) ■ People living in P5 countries + Switzerland (n=9,648)



Opinion About the Right to Health Care During an Armed Conflict

50

By Country

Q7. To what extent do you agree or disagree with the following statement: Everyone wounded or sick during an armed conflict has the right to health care.

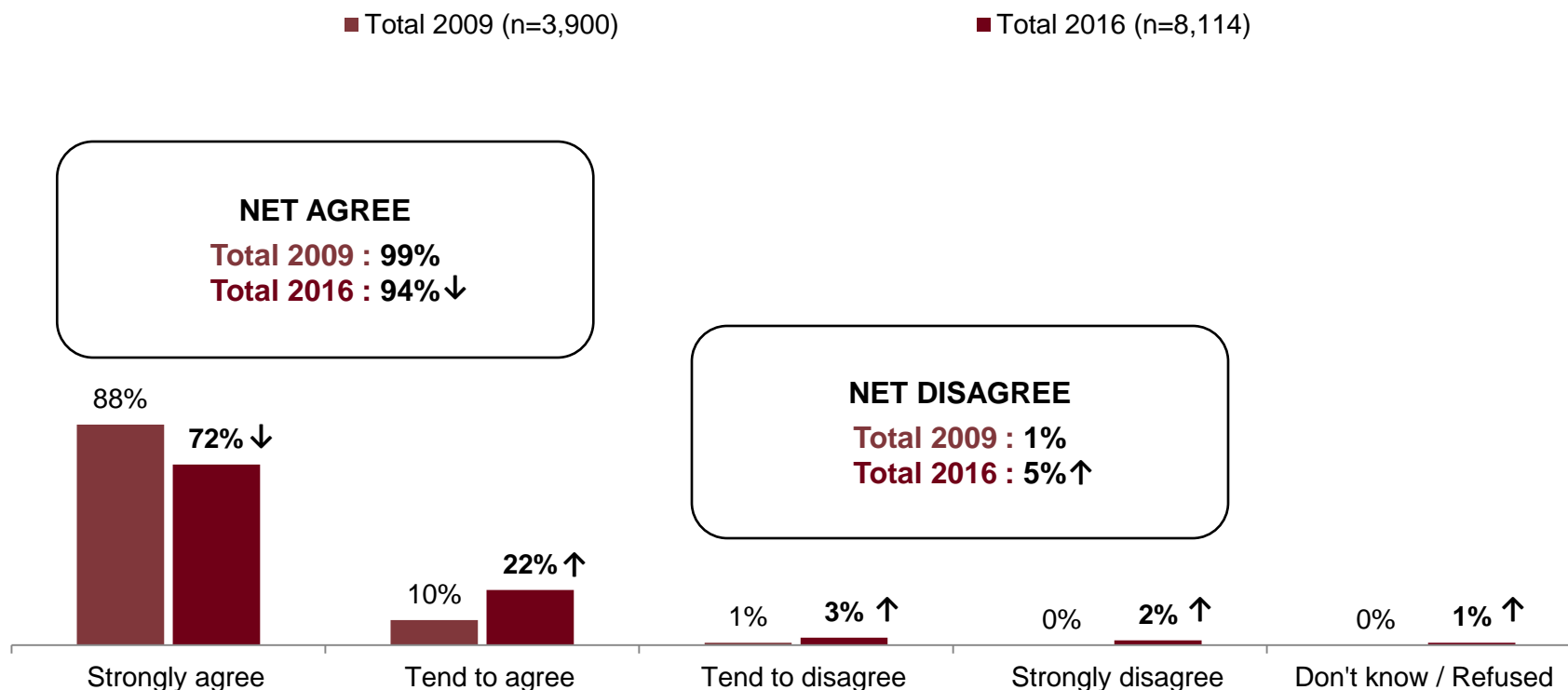
Base: All respondents

	NET AGREE	Strongly agree	Tend to agree	NET DISAGREE	Tend to disagree	Strongly disagree	Don't know / Refused
Afghanistan (n=800)	98%	81%	17%	1%	0%	1%	1%
China (n=1,000)	85%	37%	48%	14%	14%	0%	0%
Colombia (n=804)	99%	95%	4%	1%	0%	1%	0%
France (n=818)	94%	67%	28%	5%	2%	3%	1%
Iraq (n=800)	87%	42%	45%	12%	8%	4%	2%
Israel (n=829)	75%	35%	39%	19%	11%	8%	6%
Nigeria (n=800)	94%	66%	27%	6%	3%	3%	0%
Palestine (n=879)	73%	34%	39%	20%	17%	3%	7%
Russia (n=1,000)	88%	62%	27%	6%	5%	2%	6%
South Sudan (n=800)	73%	43%	31%	10%	8%	2%	17%
Switzerland (n=830)	92%	65%	28%	6%	5%	1%	2%
Syria (Syrians in Lebanon) (n=800)	89%	66%	23%	8%	5%	3%	4%
Ukraine (n=800)	98%	83%	14%	1%	1%	1%	1%
United Kingdom (n=1,000)	89%	53%	36%	6%	4%	1%	5%
United States (n=5,000)	84%	49%	35%	8%	6%	2%	8%
Yemen (n=802)	100%	100%	0%	0%	0%	0%	0%
Global Total (n=17,762)	89%	58%	31%	7%	6%	2%	4%

Comparison with the 2009 Survey

Q7. To what extent do you agree or disagree with the following statement: Everyone wounded or sick during an armed conflict has the right to health care.

Base: People living in countries affected by armed conflict



Note: In the 2009 survey, the statement was "Everyone wounded or sick during an armed conflict should have the right to health care". A response option "Neither agree nor disagree" was provided as an alternative to "Strongly agree", "Tend to agree", "Tend to disagree" and "Strongly disagree". This alternative option was excluded from this analysis in order to make the comparisons only between the four response options offered in both the 2009 and 2016 surveys.

Total and Sub-totals

Q8. In the context of an armed conflict, what best describes your personal views:

Base: All respondents

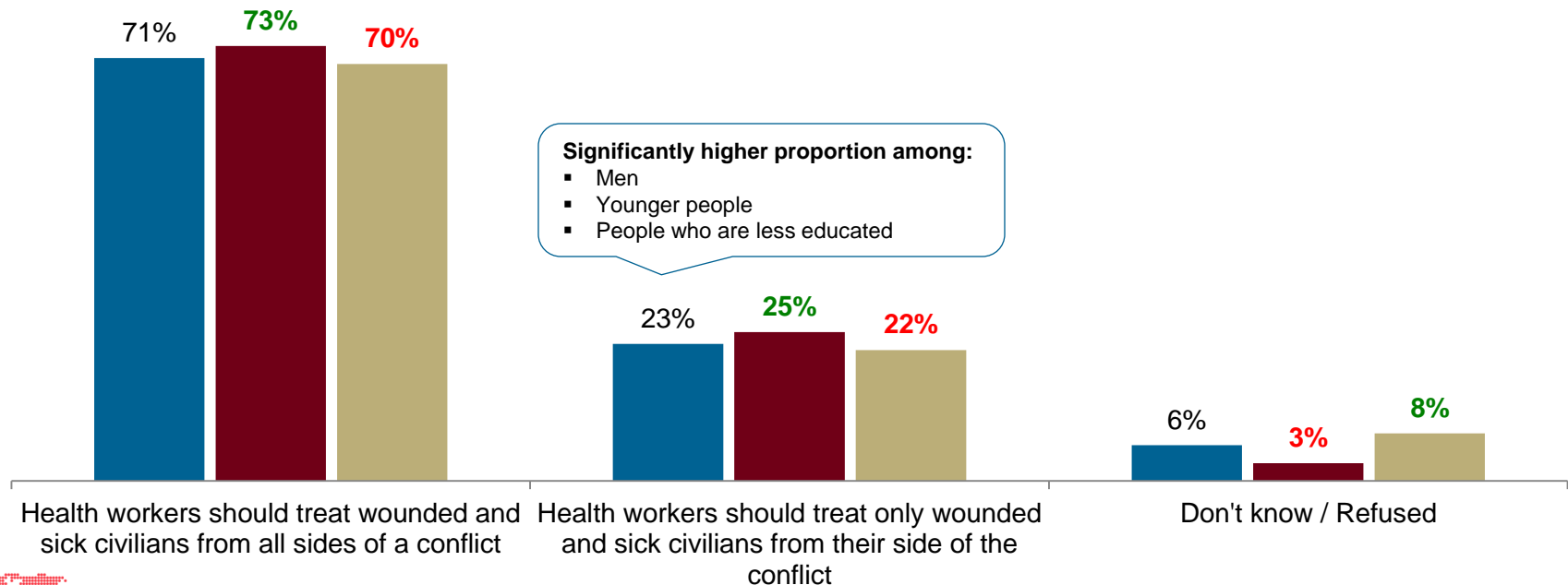
■ Total (n=17,762) ■ People living in countries affected by armed conflict (n=8,114) ■ People living in P5 countries + Switzerland (n=9,648)

Significantly higher proportion among:

- Older people

Significantly higher proportion among:

- Men
- Younger people
- People who are less educated



By Country

Q8. In the context of an armed conflict, what best describes your personal views:

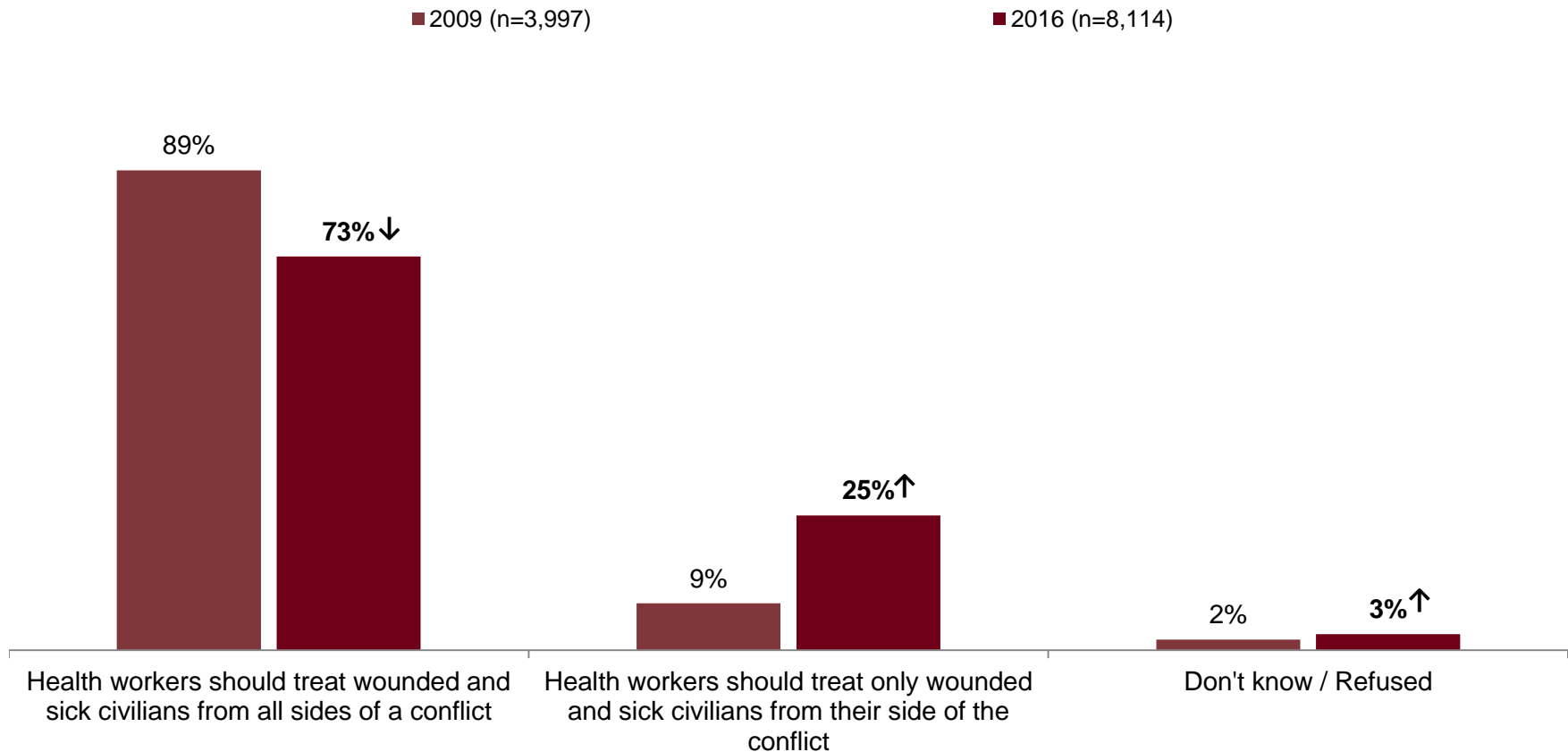
Base: All respondents

	Health workers should treat wounded and sick civilians from all sides of a conflict	Health workers should treat only wounded and sick civilians from their side of the conflict	Don't know / Refused
Afghanistan (n=800)	71%	26%	3%
China (n=1,000)	66%	33%	1%
Colombia (n=804)	94%	6%	0%
France (n=818)	85%	14%	1%
Iraq (n=800)	56%	41%	3%
Israel (n=829)	66%	24%	10%
Nigeria (n=800)	63%	37%	1%
Palestine (n=879)	52%	42%	7%
Russia (n=1,000)	68%	24%	8%
South Sudan (n=800)	43%	36%	21%
Switzerland (n=830)	89%	9%	3%
Syria (Syrians in Lebanon) (n=800)	70%	15%	15%
Ukraine (n=800)	88%	8%	4%
United Kingdom (n=1,000)	77%	14%	9%
United States (n=5,000)	67%	21%	12%
Yemen (n=802)	99%	0%	1%
Global Total (n=17,762)	71%	23%	6%

Comparison with the 2009 Survey

Q8. In the context of an armed conflict, what best describes your personal views:

Base: People living in countries affected by armed conflicts



3. Torture

Torture

Most people believe that torture is wrong.

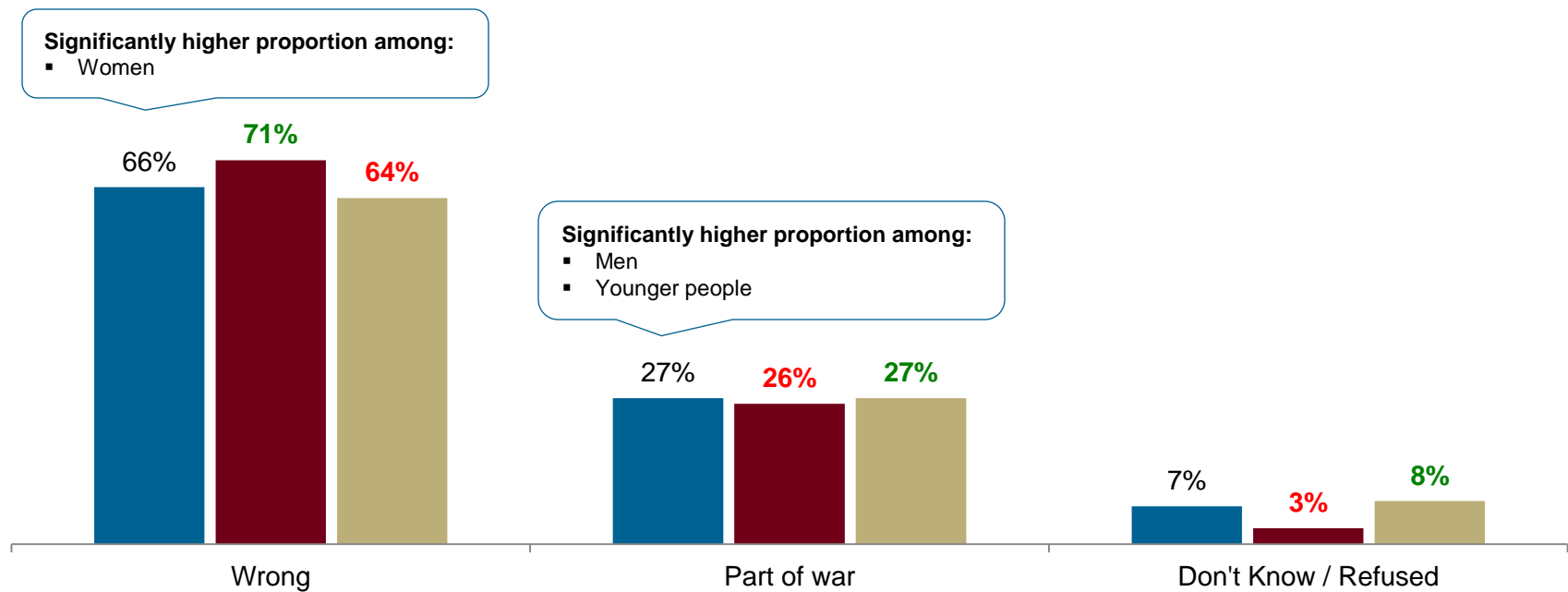
- Although two-thirds of respondents consider torture to be wrong, torturing a captured enemy combatant to obtain important military information is viewed as an acceptable act by slightly more than a third. This proportion has significantly increased since 1999.
- Most of these people stated that their opinion did not change after they learned that torture is considered illegal according to the UN Convention against Torture, whether because they think torture is sometimes justified or because they think it is inherent to wars.
- A higher proportion of people living in countries affected by armed conflict responded that torture is wrong.
- The majority of people believe torture leaves physical and psychological scars on the person who is tortured. To a lesser degree, it is also believed to dehumanize the victims and the torturers, to take a psychological toll on the torturers and to damage a society's reputation. It is interesting to note that more people living in the P5 countries and Switzerland tend to acknowledge the effects of torture than people living in countries affected by armed conflict.

Total and Sub-totals

Q10. What about torture. Is that wrong or just part of war?

Base: All respondents

■ Total (n=17,762) ■ People living in countries affected by armed conflict (n=8,114) ■ People living in P5 countries + Switzerland (n=9,648)



By Country

Q10. What about torture. Is that wrong or just part of war?

Base: All respondents

	Wrong	Part of war	Don't know / Refused
Afghanistan (n=800)	83%	16%	1%
China (n=1,000)	75%	24%	1%
Colombia (n=804)	85%	14%	0%
France (n=818)	79%	18%	2%
Iraq (n=800)	68%	30%	1%
Israel (n=829)	44%	38%	18%
Nigeria (n=800)	61%	38%	1%
Palestine (n=879)	35%	52%	12%
Russia (n=1,000)	69%	26%	6%
South Sudan (n=800)	58%	23%	20%
Switzerland (n=830)	86%	12%	2%
Syria (Syrians in Lebanon) (n=800)	73%	23%	5%
Ukraine (n=800)	80%	14%	6%
United Kingdom (n=1,000)	72%	19%	9%
United States (n=5,000)	54%	33%	13%
Yemen (n=802)	100%	0%	0%
Global Total (n=17,762)	66%	27%	7%

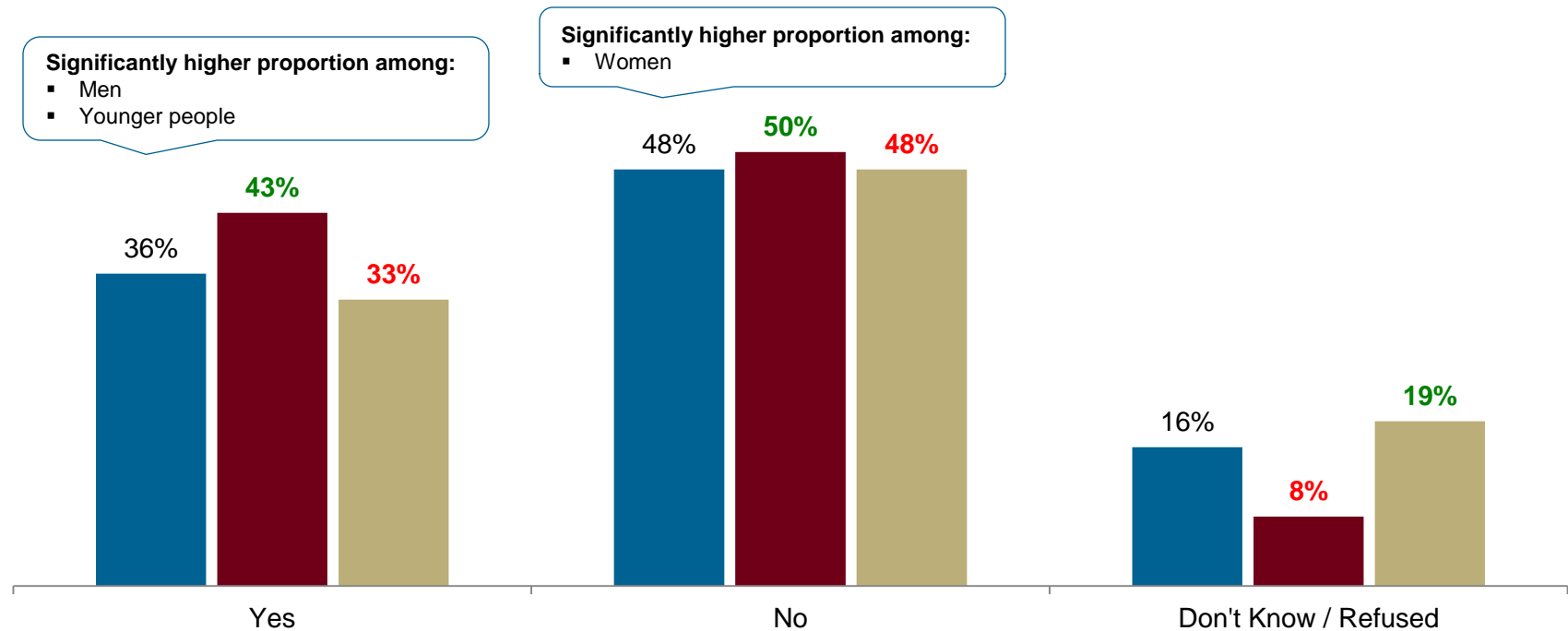
Opinion About Torturing Enemy Combatants to Obtain Important Military Information

Total and Sub-totals

Q11. Can a captured enemy combatant be tortured to obtain important military information?

Base: All respondents

■ Total (n=17,762) ■ People living in countries affected by armed conflict (n=8,114) ■ People living in P5 countries + Switzerland (n=9,648)



Opinion About Torturing Enemy Combatants to Obtain Important Military Information

By Country

Q11. Can a captured enemy combatant be tortured to obtain important military information?

Base: All respondents

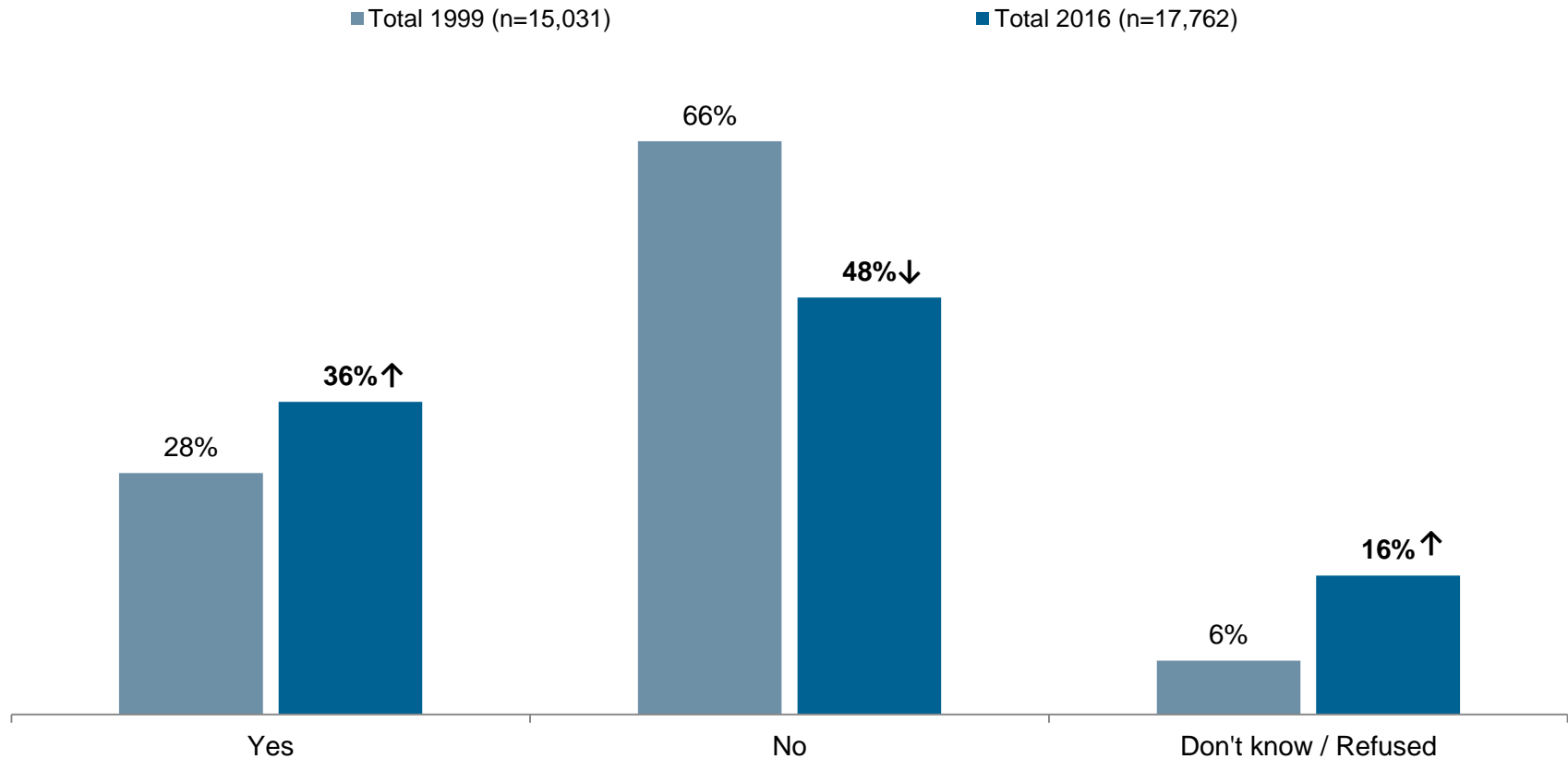
	Yes	No	Don't know / Refused
Afghanistan (n=800)	39%	56%	5%
China (n=1,000)	15%	71%	14%
Colombia (n=804)	15%	85%	1%
France (n=818)	26%	71%	3%
Iraq (n=800)	44%	51%	5%
Israel (n=829)	50%	25%	25%
Nigeria (n=800)	70%	29%	1%
Palestine (n=879)	33%	53%	15%
Russia (n=1,000)	20%	62%	18%
South Sudan (n=800)	18%	56%	26%
Switzerland (n=830)	18%	72%	10%
Syria (Syrians in Lebanon) (n=800)	20%	65%	15%
Ukraine (n=800)	21%	52%	27%
United Kingdom (n=1,000)	26%	50%	24%
United States (n=5,000)	46%	30%	24%
Yemen (n=802)	0%	99%	1%
Global Total (n=17,762)	36%	48%	16%

Opinion About Torturing Enemy Combatants to Obtain Important Military Information

Comparison with the 1999 Survey

Q11. Can a captured enemy combatant be tortured to obtain important military information?

Base: All respondents



Opinion Regarding Torture After Being Informed About the UN Convention Against Torture

Total and Sub-totals

Q11a. Does your opinion change if you are told that torture is considered to be illegal, since it is banned by the UN Convention against Torture, which has been ratified by 159 countries, including in <country where the survey is taking place>?

Base: Respondents who think captured enemy combatants can be tortured to obtain important military information

■ Total (n=6,195) ■ People living in countries affected by armed conflict (n=2,715) ■ People living in P5 countries + Switzerland (n=3,480)

Significantly higher proportion among:

- Men
- Older people
- People with a medium income

NET NO INFLUENCE

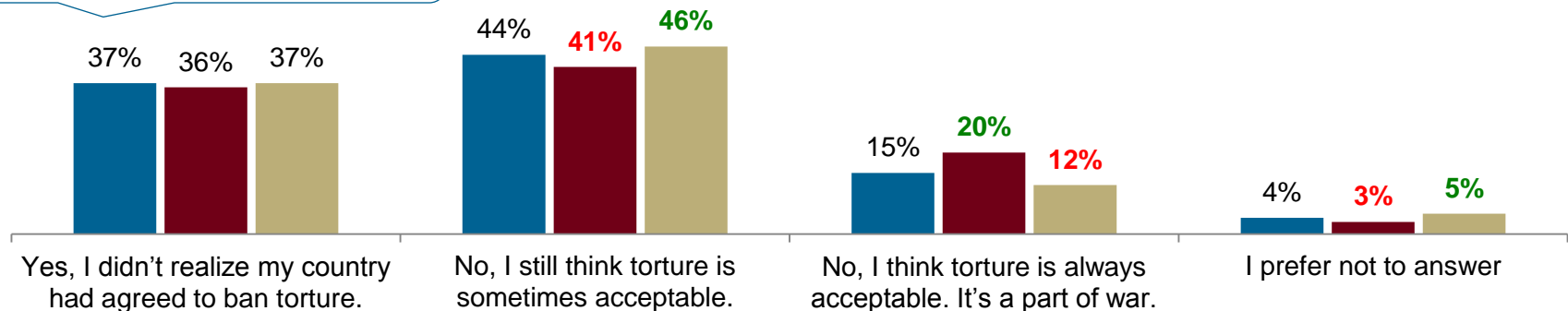
Total: 59%

Countries affected by armed conflict: 61%

P5 countries + Switzerland: 58%

Significantly higher proportion among:

- Women
- People with a high income



Opinion Regarding Torture After Being Informed About the UN Convention Against Torture

By Country

Q11a. Does your opinion change if you are told that torture is considered to be illegal, since it is banned by the UN Convention against Torture, which has been ratified by 159 countries, including in <country where the survey is taking place>?

Base: Respondents who think captured enemy combatants can be tortured to obtain important military information

	Yes, I didn't realize my country had agreed to ban torture.	NET NO INFLUENCE	No, I still think torture is sometimes acceptable.	No, I think torture is always acceptable. It's a part of war.	I prefer not to answer
Afghanistan (n=310)	20%	80%	56%	23%	0%
China (n=154)	51%	47%	33%	14%	3%
Colombia (n=126)	29%	67%	28%	38%	4%
France (n=223)	23%	74%	42%	32%	3%
Iraq (n=362)	26%	70%	53%	17%	4%
Israel (n=477)	21%	72%	61%	11%	7%
Nigeria (n=572)	41%	57%	37%	20%	1%
Palestine (n=306)	26%	70%	44%	26%	4%
Russia (n=201)	29%	69%	52%	17%	2%
South Sudan (n=212)	16%	46%	29%	17%	38%
Switzerland (n=173)	25%	68%	62%	6%	6%
Syria (Syrians in Lebanon) (n=178)	44%	39%	29%	10%	17%
Ukraine (n=169)	37%	58%	50%	8%	5%
United Kingdom (n=288)	31%	62%	53%	10%	7%
United States (n=2,441)	39%	55%	46%	9%	6%
Yemen (n=3*)	33%	67%	67%	0%	0%
Global Total (n=6,195)	37%	59%	44%	15%	4%

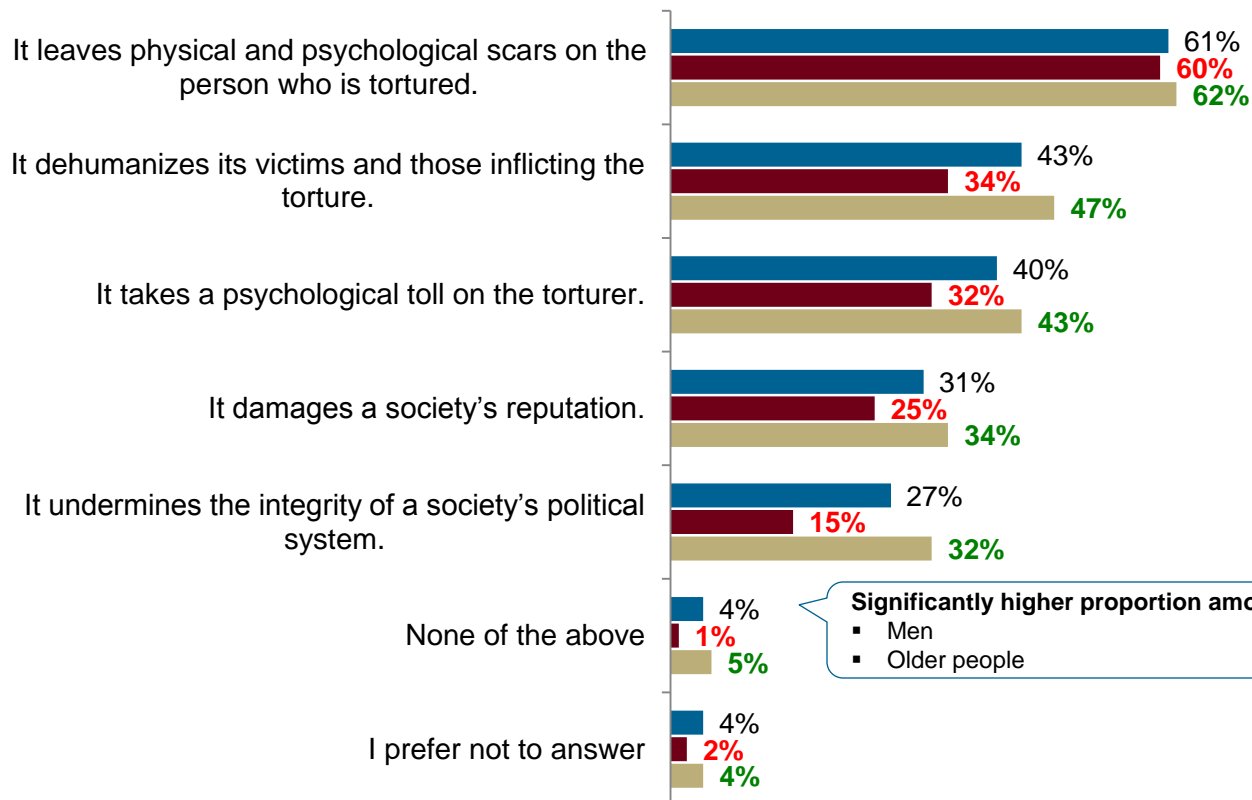
Total and Sub-totals

Q12. How do you think torture affects the individuals involved?

SEVERAL MENTIONS POSSIBLE*

Base: All respondents

■ Total (n=17,762) ■ People living in countries affected by armed conflict (n=8,114) ■ People living in P5 countries + Switzerland (n=9,648)



Significantly higher proportion among:

- Women
- Young people
- People with a medium high income
- People who are more educated

Significantly higher proportion among:

- Men
- Older people

Perception of the Effects of Torture on the Individuals Involved

65

By Country

Q12. How do you think torture affects the individuals involved?

Base: All respondents

	It leaves physical and psychological scars on the person who is tortured.	It dehumanizes its victims and those inflicting the torture.	It takes a psychological toll on the torturer.	It damages a society's reputation.	It undermines the integrity of a society's political system.	None of the above	I prefer not to answer
Afghanistan (n=800)	86%	57%	73%	56%	48%	0%	0%
China (n=1,000)	56%	50%	46%	49%	55%	0%	0%
Colombia (n=804)	55%	23%	11%	17%	12%	1%	1%
France (n=818)	70%	46%	38%	33%	29%	2%	4%
Iraq (n=800)	60%	27%	41%	27%	15%	3%	3%
Israel (n=829)	58%	45%	46%	30%	8%	19%	0%
Nigeria (n=800)	50%	29%	30%	15%	6%	0%	0%
Palestine (n=879)	35%	37%	17%	28%	17%	7%	0%
Russia (n=1,000)	55%	34%	41%	25%	15%	2%	8%
South Sudan (n=800)	35%	35%	26%	24%	18%	3%	16%
Switzerland (n=830)	76%	63%	35%	37%	38%	1%	1%
Syria (Syrians in Lebanon) (n=800)	52%	33%	23%	34%	17%	3%	6%
Ukraine (n=800)	67%	52%	40%	29%	19%	2%	5%
United Kingdom (n=1,000)	78%	60%	52%	45%	39%	3%	2%
United States (n=5,000)	60%	47%	43%	31%	28%	8%	5%
Yemen (n=802)	96%	9%	1%	41%	29%	0%	2%
Global Total (n=17,762)	61%	43%	40%	31%	27%	4%	4%

4. International Humanitarian Law Awareness

Key Insights

Awareness of International Humanitarian Law

Awareness of IHL has increased since 1999.

- Almost 7 out of 10 people stated that they were acquainted with the body of law to some extent, either by responding that they are very familiar, somewhat familiar or that they just know of it by name. A proportionally greater number of people living in the P5 countries and Switzerland are aware of IHL.
- Among people living in the P5 countries and Switzerland, and of those respondents indicating they are aware of IHL, they indicated the main purpose of the Geneva Conventions and IHL is to impose limits on war. To a lesser degree, the bodies of law are also associated with helping to resolve, prevent or set the rules for wars. It should be noted that a relatively high proportion of respondents who indicated they are aware of IHL said that they did not know its purpose.

The Geneva Conventions are still relevant today.

- Of the respondents aware of IHL, almost 7 out of 10 people think the Geneva Conventions are still relevant today even though they were adopted just after World War II. The proportion is higher among people living in countries affected by armed conflict.
- A higher proportion of people living in the P5 countries and Switzerland think the Geneva Conventions make no real difference during a conflict. On the other hand, a higher proportion of people living in countries affected by armed conflict think the Geneva Conventions prevent wars from getting worse. However, this proportion has significantly decreased compared to 2009.

Total and Sub-totals

Q13. There is a body of law about how wars must be conducted, known as International Humanitarian Law, which includes the Geneva Conventions. These laws have been adopted by every country in the world. How familiar are you with these rules and laws? Would you say you are:

Base: All respondents

■ Total (n=17,762) ■ People living in countries affected by armed conflict (n=8,114) ■ People living in P5 countries + Switzerland (n=9,648)

Significantly higher proportion among:

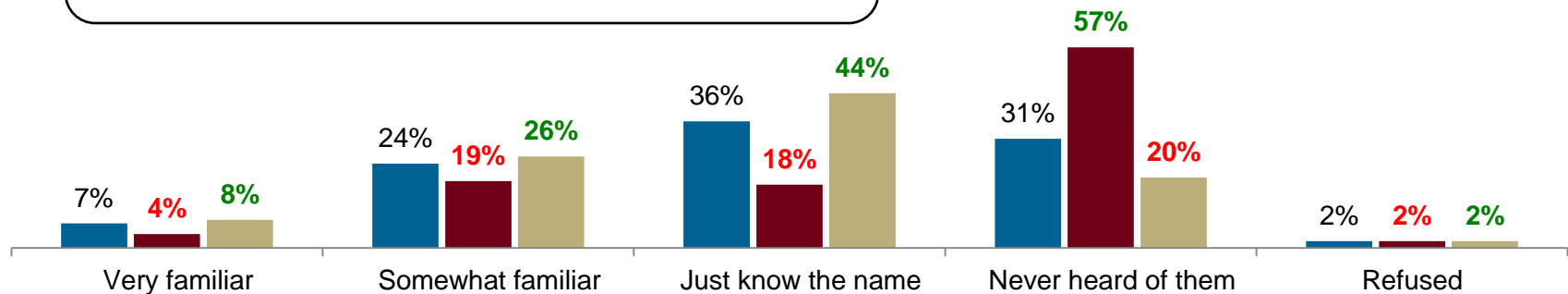
- Men
- Older people
- People with a higher income
- People who are more educated

NET AWARE

Total: 67%

Countries affected by armed conflict: 41%

P5 countries + Switzerland: 78%



By Country

Q13. There is a body of law about how wars must be conducted, known as International Humanitarian Law, which includes the Geneva Conventions. These laws have been adopted by every country in the world. How familiar are you with these rules and laws? Would you say you are:

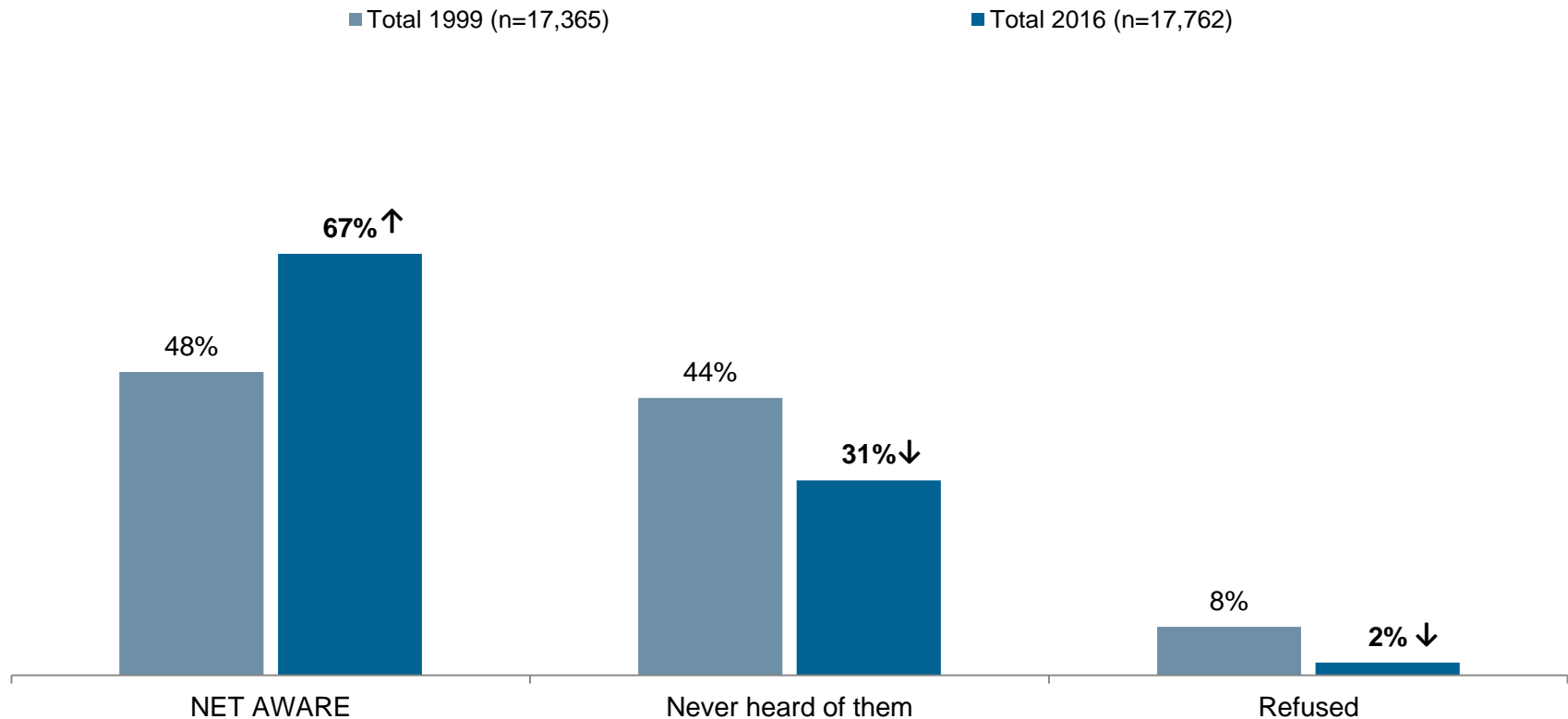
Base: All respondents

	NET AWARE	Very familiar	Somewhat familiar	Just know the name	Never heard of them	Refused
Afghanistan (n=800)	40%	6%	21%	13%	60%	0%
China (n=1,000)	87%	1%	5%	81%	13%	0%
Colombia (n=804)	54%	7%	17%	31%	45%	0%
France (n=818)	75%	2%	22%	50%	25%	0%
Iraq (n=800)	57%	5%	26%	26%	42%	1%
Israel (n=829)	81%	4%	47%	30%	16%	3%
Nigeria (n=800)	20%	4%	9%	6%	80%	1%
Palestine (n=879)	75%	12%	40%	22%	20%	5%
Russia (n=1,000)	53%	4%	22%	27%	43%	4%
South Sudan (n=800)	31%	9%	13%	9%	54%	15%
Switzerland (n=830)	92%	7%	50%	35%	8%	0%
Syria (Syrians in Lebanon) (n=800)	53%	4%	19%	29%	40%	8%
Ukraine (n=800)	84%	3%	40%	42%	13%	3%
United Kingdom (n=1,000)	87%	4%	36%	47%	12%	1%
United States (n=5,000)	81%	13%	33%	35%	16%	3%
Yemen (n=802)	10%	0%	2%	7%	90%	0%
Global Total (n=17,762)	67%	7%	24%	36%	31%	2%

Comparison with the 1999 Survey

Q13. There is a body of law about how wars must be conducted, known as International Humanitarian Law, which includes the Geneva Conventions. These laws have been adopted by every country in the world. How familiar are you with these rules and laws? Would you say you are:

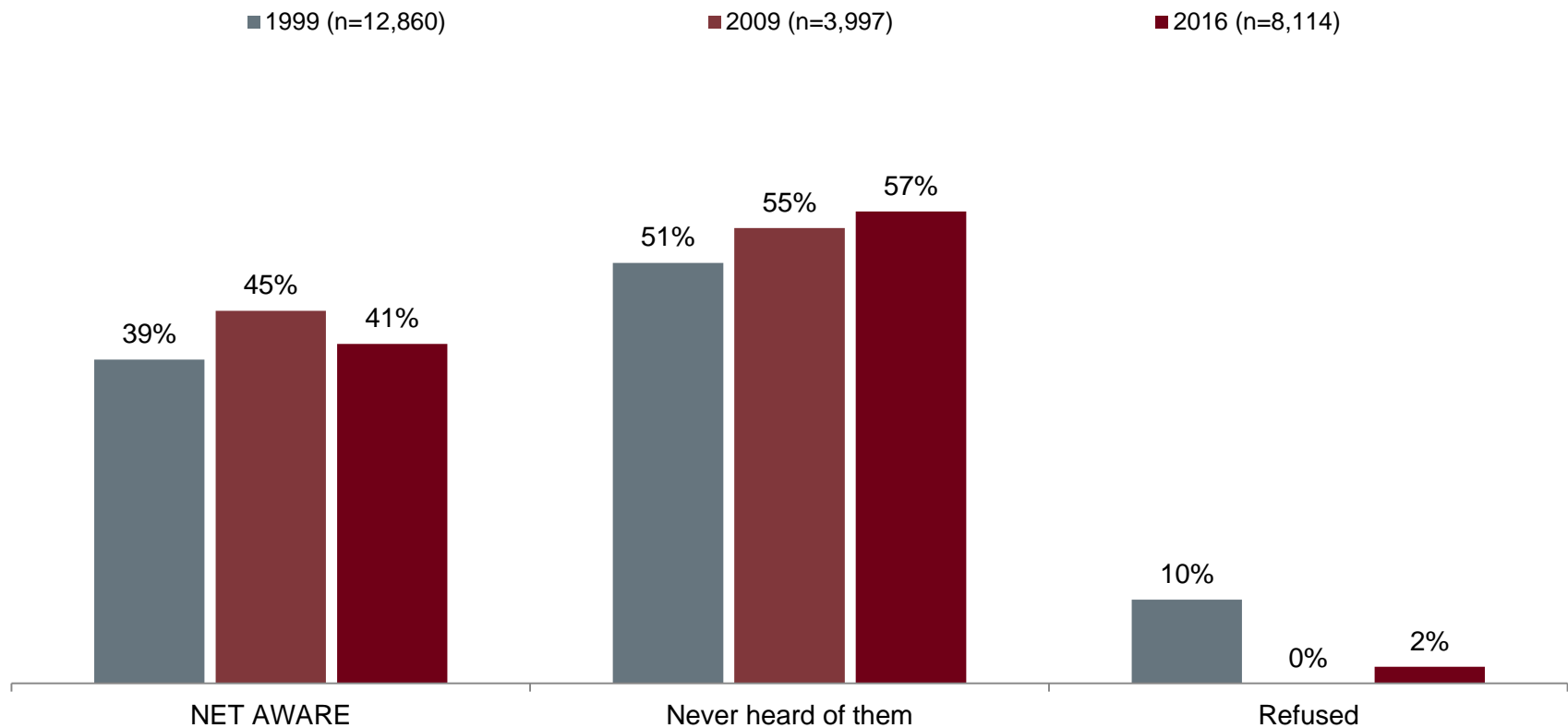
Base: All respondents



Trend since 1999

Q13. There is a body of law about how wars must be conducted, known as International Humanitarian Law, which includes the Geneva Conventions. These laws have been adopted by every country in the world. How familiar are you with these rules and laws? Would you say you are:

Base: People living in countries affected by armed conflict



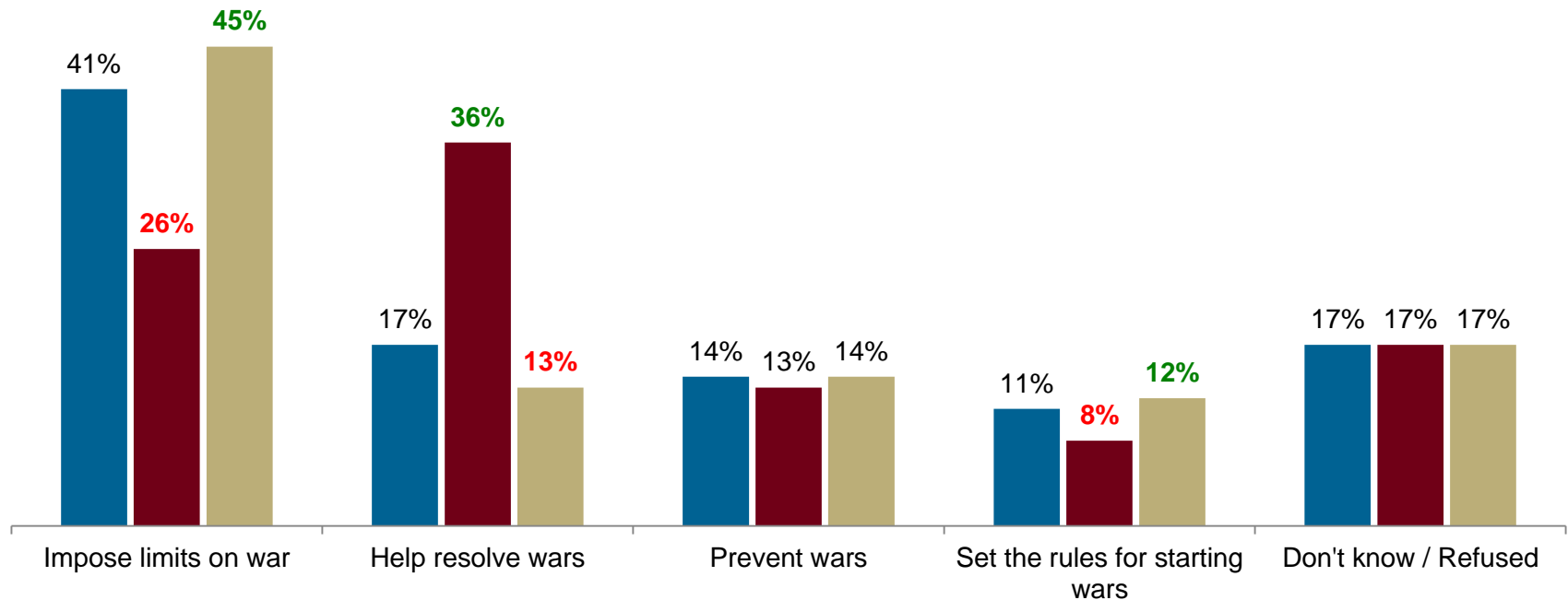
Knowledge About the Purpose of the Geneva Conventions and International Humanitarian Law

Total and Sub-totals

Q13a. What do the Geneva Conventions and International Humanitarian Law do?

Base: Respondents who are aware of International Humanitarian Law

■ Total (n=11,918) ■ People living in countries affected by armed conflict (n=4,141) ■ People living in P5 countries + Switzerland (n=7,777)



Knowledge About the Purpose of the Geneva Conventions and International Humanitarian Law

By Country

Q13a. What do the Geneva Conventions and International Humanitarian Law do?

Base: Respondents who are aware of International Humanitarian Law

	Impose limits on war	Help resolve wars	Prevent wars	Set the rules for starting wars	Don't know / Refused
Afghanistan (n=305)	11%	28%	19%	13%	29%
China (n=871)	19%	13%	40%	10%	18%
Colombia (n=465)	24%	35%	19%	5%	16%
France (n=621)	43%	9%	17%	26%	4%
Iraq (n=456)	27%	27%	8%	18%	20%
Israel (n=669)	75%	3%	3%	7%	12%
Nigeria (n=168)	21%	42%	22%	7%	8%
Palestine (n=657)	17%	40%	12%	20%	12%
Russia (n=528)	26%	35%	11%	9%	19%
South Sudan (n=248)	35%	31%	10%	8%	15%
Switzerland (n=760)	45%	22%	5%	11%	17%
Syria (Syrians in Lebanon) (n=420)	13%	44%	15%	8%	20%
Ukraine (n=674)	27%	40%	9%	5%	19%
United Kingdom (n=874)	56%	9%	5%	11%	20%
United States (n=4,123)	56%	9%	7%	11%	17%
Yemen (n=79)	4%	86%	3%	0%	8%
Global Total (n=11,918)	41%	17%	14%	11%	17%

Perception of the Impact of the Geneva Conventions During Wars

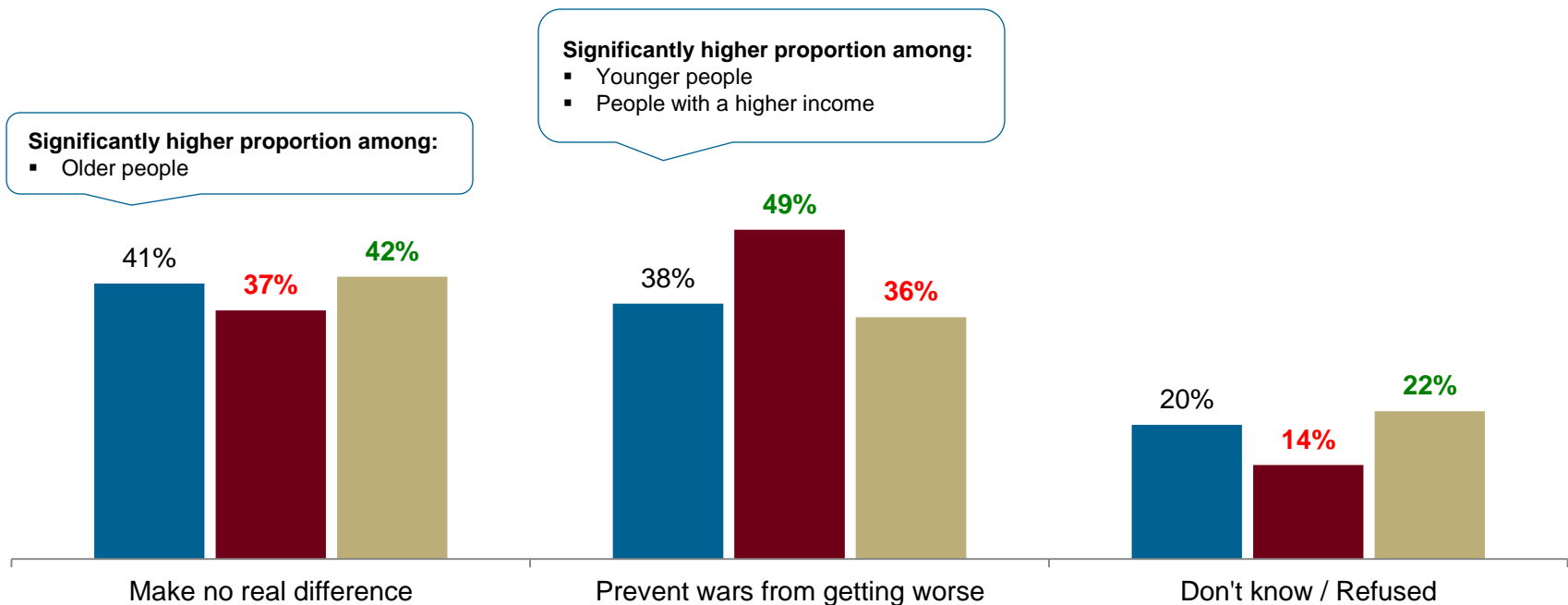
74

Total and Sub-totals

Q13b. Do you think the Geneva Conventions prevent wars from getting worse or do they make no real difference?

Base: Respondents who are aware of International Humanitarian Law

■ Total (n=11,918) ■ People living in countries affected by armed conflict (n=4,141) ■ People living in P5 countries + Switzerland (n=7,777)



Perception of the Impact of the Geneva Conventions During Wars

75

By Country

Q13b. Do you think the Geneva Conventions prevent wars from getting worse or do they make no real difference?

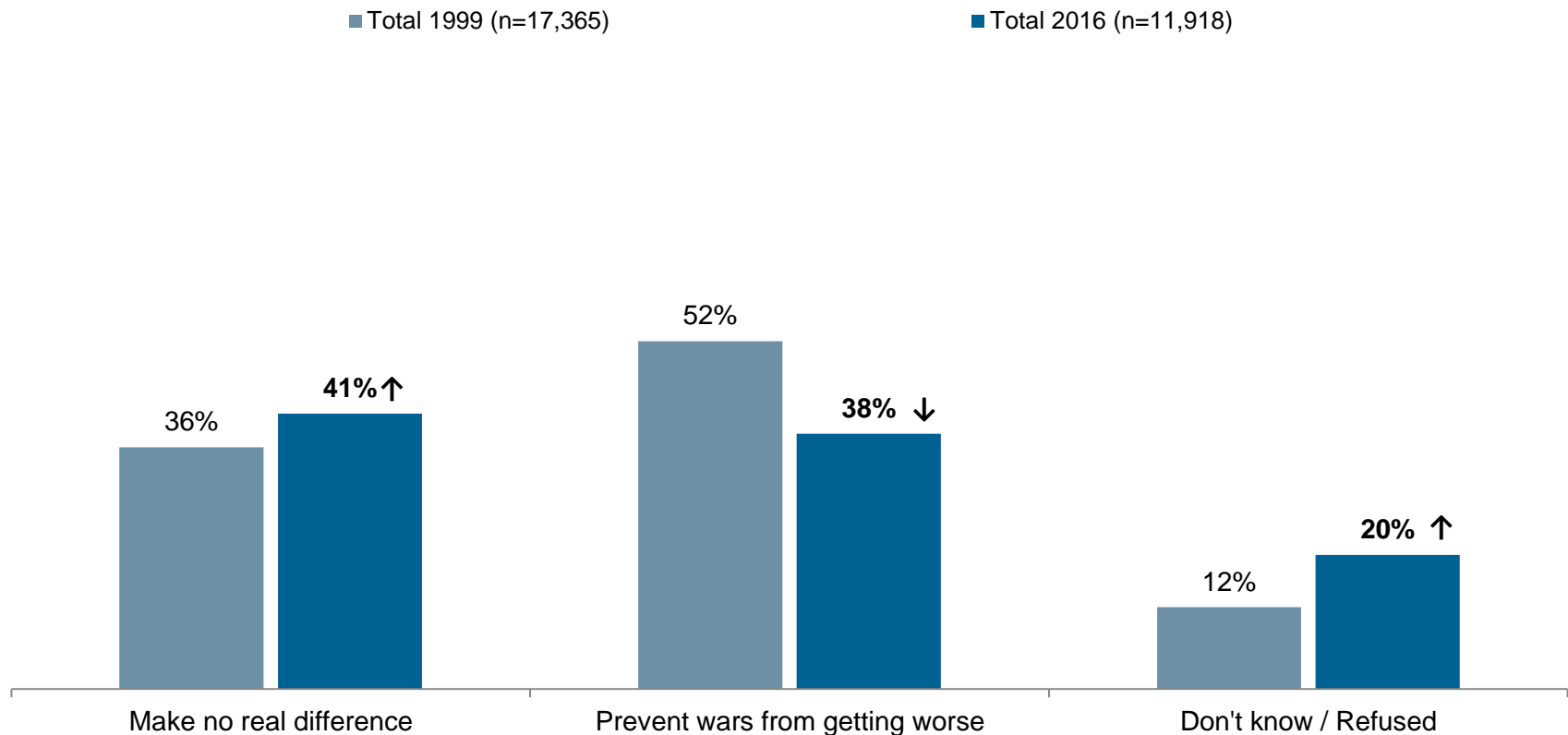
Base: Respondents who are aware of International Humanitarian Law

	Make no real difference	Prevent wars from getting worse	Don't know / Refused
Afghanistan (n=305)	12%	57%	31%
China (n=871)	22%	50%	28%
Colombia (n=465)	48%	39%	13%
France (n=621)	61%	34%	5%
Iraq (n=456)	49%	37%	13%
Israel (n=669)	58%	24%	19%
Nigeria (n=168)	19%	73%	8%
Palestine (n=657)	50%	37%	14%
Russia (n=528)	40%	38%	23%
South Sudan (n=248)	29%	49%	21%
Switzerland (n=760)	59%	31%	10%
Syria (Syrians in Lebanon) (n=420)	55%	26%	19%
Ukraine (n=674)	39%	48%	13%
United Kingdom (n=874)	48%	29%	23%
United States (n=4,123)	44%	33%	23%
Yemen (n=79)	85%	13%	3%
Global Total (n=11,918)	41%	38%	20%

Comparison with the 1999 Survey

Q13b. Do you think the Geneva Conventions prevent wars from getting worse or do they make no real difference?

Base: Respondents who are aware of International Humanitarian Law



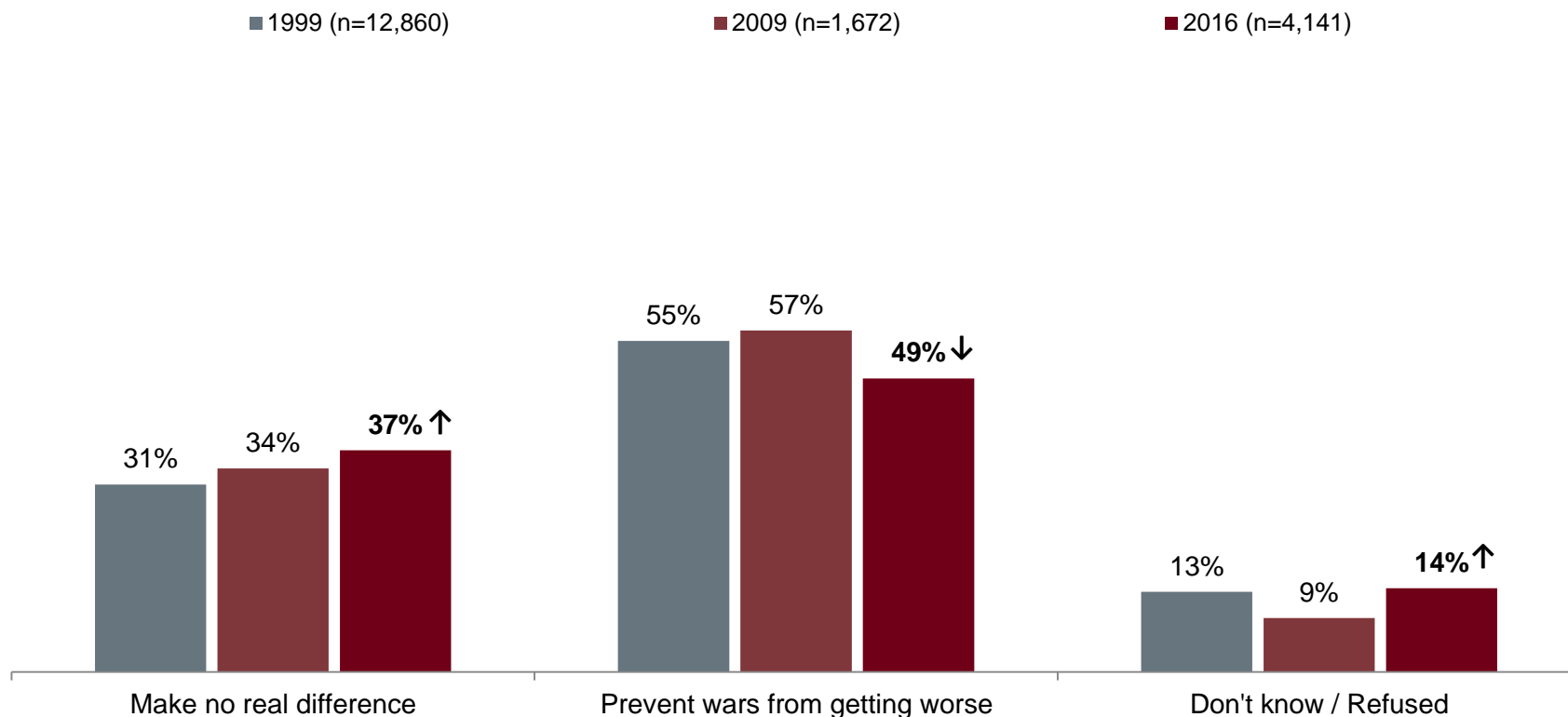
Perception of the Impact of the Geneva Conventions During Wars

77

Trend since 1999

Q13b. Do you think the Geneva Conventions prevent wars from getting worse or do they make no real difference?

Base: People who live in countries affected by armed conflict and who are aware of International Humanitarian Law



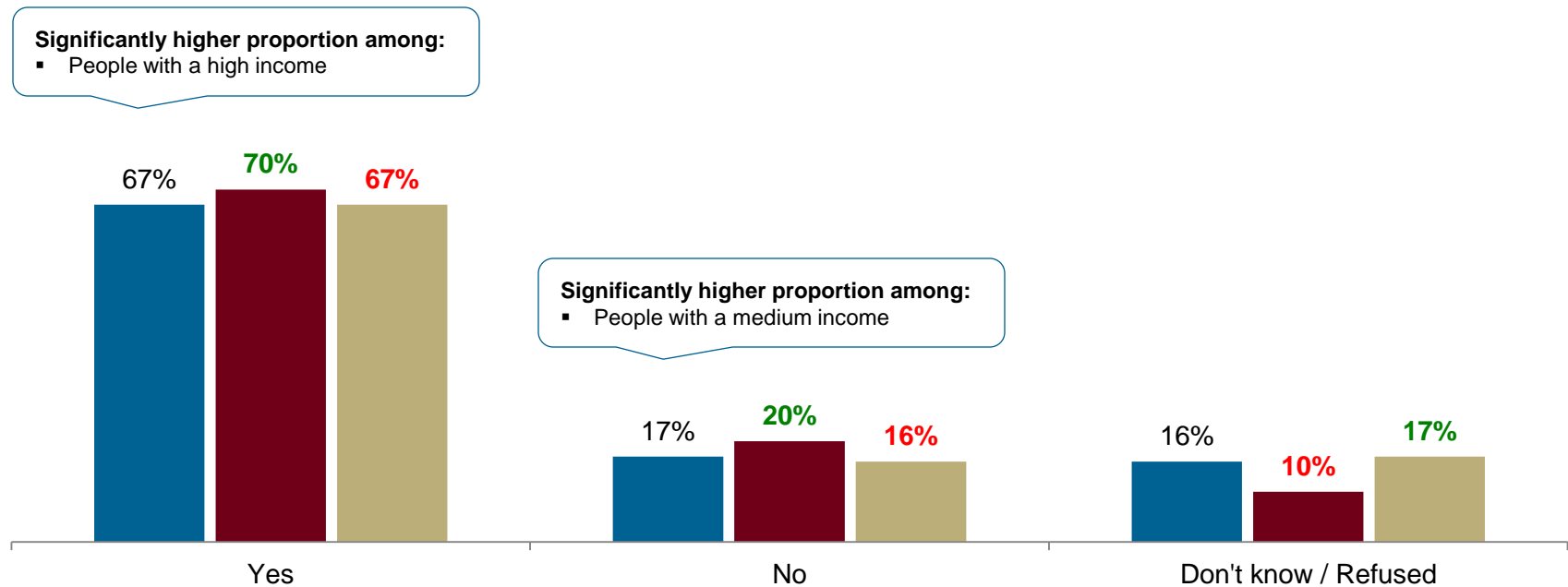
Note: In the 2009 survey, the question was "To what extent do you think the existence of the Geneva Conventions limits the suffering of civilians in war time?". Response options "A great deal", "A fair amount", "Not very much" and "Not at all" were provided. In this analysis, these options were compared with the response options "Prevents war from getting worse" and "Make no real difference" that were offered in both the 1999 and 2016 surveys.

Total and Sub-totals

Q13c. The Geneva Conventions were adopted just after World War II, nearly 70 years ago. Warfare today is very different; does it still make sense to impose limits in war?

Base: Respondents who are aware of International Humanitarian Law

■ Total (n=11,918) ■ People living in countries affected by armed conflict (n=4,141) ■ People living in P5 countries + Switzerland (n=7,777)



Opinion About the Relevance of the Geneva Conventions Today

79

By Country

Q13c. The Geneva Conventions were adopted just after World War II, nearly 70 years ago. Warfare today is very different; does it still make sense to impose limits in war?

Base: Respondents who are aware of International Humanitarian Law

	Yes	No	Don't know / Refused
Afghanistan (n=305)	77%	11%	12%
China (n=871)	59%	18%	23%
Colombia (n=465)	77%	16%	7%
France (n=621)	75%	22%	3%
Iraq (n=456)	24%	62%	14%
Israel (n=669)	69%	12%	19%
Nigeria (n=168)	67%	26%	7%
Palestine (n=657)	43%	38%	19%
Russia (n=528)	64%	18%	18%
South Sudan (n=248)	43%	34%	23%
Switzerland (n=760)	88%	7%	5%
Syria (Syrians in Lebanon) (n=420)	32%	52%	16%
Ukraine (n=674)	86%	4%	10%
United Kingdom (n=874)	72%	10%	18%
United States (n=4,123)	66%	16%	18%
Yemen (n=79)	73%	23%	4%
Global Total (n=11,918)	67%	17%	16%

5. Respect for International Humanitarian Law

Key Insights

Respect for International Humanitarian Law

Military leaders have the strongest influence on the behavior of combatants in times of war.

- Military leaders are perceived as the strongest influence on combatants in times of war by a significant margin, and this perception is greater amongst people living in countries affected by armed conflict. Fellow combatants are the next most influential, and are perceived as a stronger influence than both community and religious leaders. The threat of punishment by national and international courts are rated as least influential on combatants' behavior.
- Almost half of respondents agree that enemy combatants not respecting the laws of war does not give combatants on the opposing side the right to do the same. A higher proportion of people living in countries affected by armed conflict agree with this statement. However, over one-third of all respondents do think it gives the combatants on the opposite side the right to do the same.

Opinion About Disrespecting the Laws of War When Enemy Combatants Do the Same

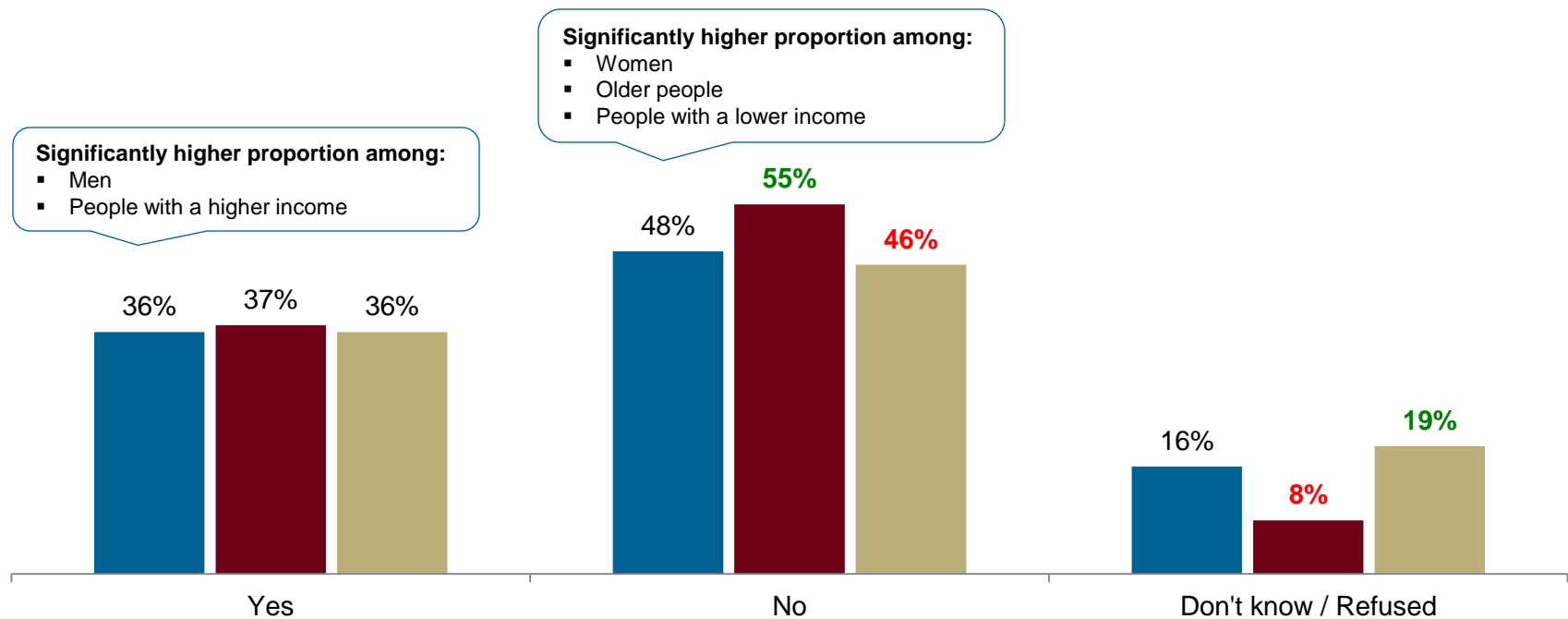
82

Total and Sub-totals

Q14. If combatants do not respect the laws of war, does that give the combatants on the opposing side the right to disrespect them also?

Base: All respondents

■ Total (n=17,762) ■ People living in countries affected by armed conflict (n=8,114) ■ People living in P5 countries + Switzerland (n=9,648)



Opinion About Disrespecting the Laws of War When Enemy Combatants Do the Same

83

By Country

Q14. If combatants do not respect the laws of war, does that give the combatants on the opposing side the right to disrespect them also?

Base: All respondents

	Yes	No	Don't know / Refused
Afghanistan (n=800)	49%	36%	16%
China (n=1,000)	59%	20%	20%
Colombia (n=804)	30%	68%	2%
France (n=818)	30%	67%	4%
Iraq (n=800)	36%	54%	10%
Israel (n=829)	39%	43%	18%
Nigeria (n=800)	48%	49%	3%
Palestine (n=879)	35%	53%	12%
Russia (n=1,000)	33%	51%	17%
South Sudan (n=800)	48%	30%	22%
Switzerland (n=830)	13%	79%	9%
Syria (Syrians in Lebanon) (n=800)	19%	66%	15%
Ukraine (n=800)	25%	60%	15%
United Kingdom (n=1,000)	23%	57%	20%
United States (n=5,000)	33%	44%	23%
Yemen (n=802)	4%	93%	2%
Global Total (n=17,762)	36%	48%	16%

Perceived Influence of Several Elements on the Behaviour of Combatants in Times of War

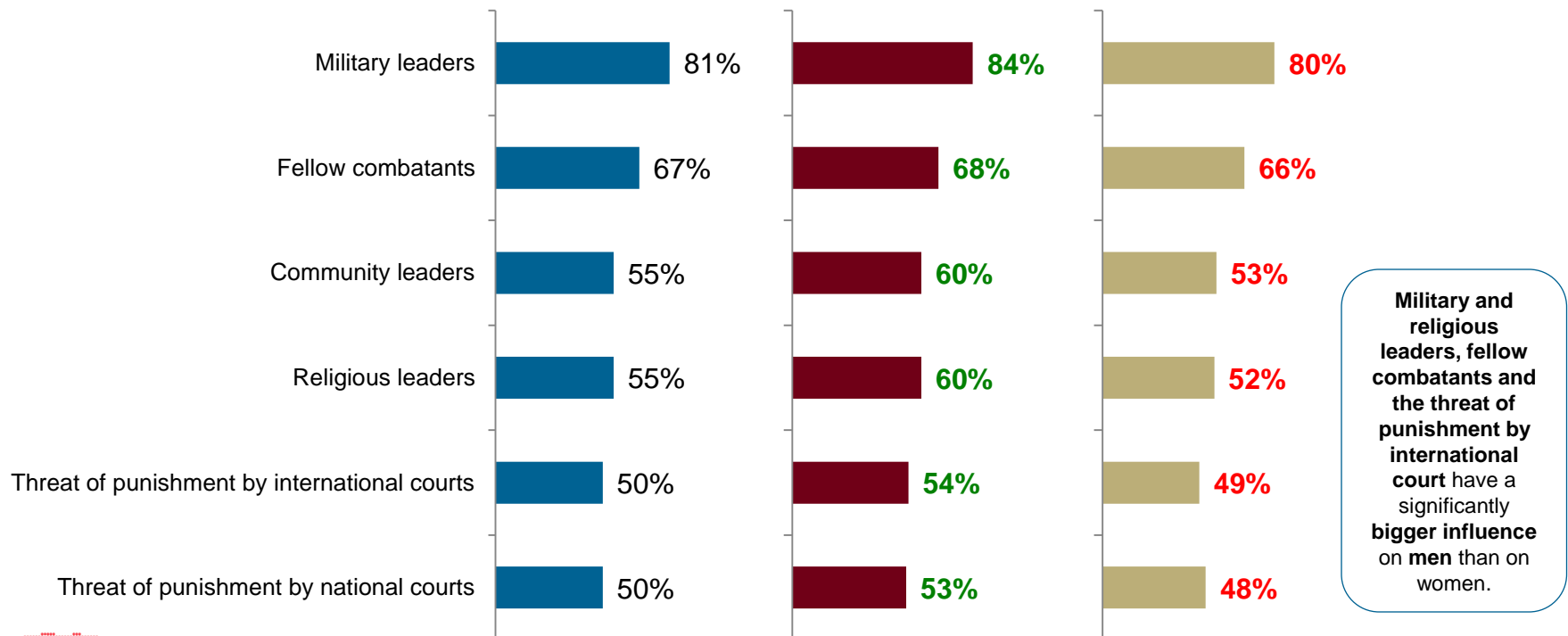
Total and Sub-totals

Q15a-f. From the list below, who or what influences the behavior of combatants in times of war. Rate each option below on the scale of no influence, weak influence, strong influence and very strong influence.

Base: All respondents

Net **"STRONG INFLUENCE"** ("Very strong influence" + "Strong influence") presented

■ Total (n=17,762) ■ People living in countries affected by armed conflict (n=8,114) ■ People living in P5 countries + Switzerland (n=9,648)



Perceived Influence of Military Leaders on the Behaviour of Combatants in Times of War

By Country

Q15b. From the list below, who or what influences the behavior of combatants in times of war. Rate each option below on the scale of no influence, weak influence, strong influence and very strong influence.

Base: All respondents

	NET STRONG INFLUENCE	Very strong influence	Strong influence	NET NO OR WEAK INFLUENCE	Weak influence	No influence	Don't know / Refused
Afghanistan (n=800)	80%	53%	27%	13%	9%	4%	7%
China (n=1,000)	86%	35%	50%	14%	13%	0%	0%
Colombia (n=804)	75%	29%	46%	21%	16%	5%	4%
France (n=818)	70%	18%	52%	27%	19%	8%	3%
Iraq (n=800)	89%	40%	49%	9%	8%	1%	1%
Israel (n=829)	89%	57%	32%	6%	5%	1%	4%
Nigeria (n=800)	88%	60%	28%	9%	7%	2%	3%
Palestine (n=879)	66%	32%	34%	30%	23%	7%	4%
Russia (n=1,000)	82%	47%	35%	13%	10%	3%	5%
South Sudan (n=800)	50%	27%	23%	11%	9%	2%	39%
Switzerland (n=830)	83%	37%	46%	13%	12%	1%	4%
Syria (Syrians in Lebanon) (n=800)	67%	35%	32%	20%	16%	4%	13%
Ukraine (n=800)	81%	35%	46%	13%	10%	3%	6%
United Kingdom (n=1,000)	86%	37%	49%	6%	5%	1%	8%
United States (n=5,000)	79%	46%	32%	9%	6%	4%	12%
Yemen (n=802)	95%	83%	12%	3%	2%	0%	2%
Global Total (n=17,762)	81%	43%	38%	12%	9%	3%	7%

Perceived Influence of Fellow Combatants on the Behaviour of Combatants in Times of War

By Country

Q15a. From the list below, who or what influences the behavior of combatants in times of war. Rate each option below on the scale of no influence, weak influence, strong influence and very strong influence.

Base: All respondents

	NET STRONG INFLUENCE	Very strong influence	Strong influence	NET NO OR WEAK INFLUENCE	Weak influence	No influence	Don't know / Refused
Afghanistan (n=800)	55%	22%	33%	38%	24%	14%	7%
China (n=1,000)	59%	18%	40%	41%	40%	1%	1%
Colombia (n=804)	60%	20%	41%	35%	24%	11%	4%
France (n=818)	48%	9%	40%	46%	32%	14%	6%
Iraq (n=800)	74%	16%	58%	24%	19%	5%	1%
Israel (n=829)	81%	47%	34%	14%	12%	3%	5%
Nigeria (n=800)	72%	37%	34%	26%	15%	11%	2%
Palestine (n=879)	57%	24%	33%	38%	26%	11%	5%
Russia (n=1,000)	66%	27%	39%	26%	20%	6%	8%
South Sudan (n=800)	44%	22%	22%	15%	13%	3%	41%
Switzerland (n=830)	72%	24%	48%	24%	20%	4%	4%
Syria (Syrians in Lebanon) (n=800)	68%	38%	30%	22%	15%	7%	11%
Ukraine (n=800)	64%	16%	48%	26%	21%	5%	10%
United Kingdom (n=1,000)	73%	22%	51%	17%	14%	3%	10%
United States (n=5,000)	70%	31%	39%	17%	12%	5%	13%
Yemen (n=802)	93%	64%	30%	4%	4%	1%	2%
Global Total (n=17,762)	67%	27%	40%	25%	19%	6%	8%

Perceived Influence of Community Leaders on the Behaviour of Combatants in Times of War

By Country

Q15c. From the list below, who or what influences the behavior of combatants in times of war. Rate each option below on the scale of no influence, weak influence, strong influence and very strong influence.

Base: All respondents

	NET STRONG INFLUENCE	Very strong influence	Strong influence	NET NO OR WEAK INFLUENCE	Weak influence	No influence	Don't know / Refused
Afghanistan (n=800)	72%	33%	39%	21%	18%	3%	7%
China (n=1,000)	78%	31%	47%	21%	20%	0%	1%
Colombia (n=804)	36%	11%	25%	59%	36%	23%	5%
France (n=818)	53%	12%	41%	43%	28%	15%	3%
Iraq (n=800)	62%	18%	43%	36%	31%	5%	2%
Israel (n=829)	68%	27%	41%	26%	21%	5%	6%
Nigeria (n=800)	62%	28%	34%	35%	24%	10%	3%
Palestine (n=879)	67%	27%	41%	28%	22%	6%	4%
Russia (n=1,000)	62%	26%	36%	31%	24%	7%	7%
South Sudan (n=800)	38%	15%	23%	21%	19%	2%	41%
Switzerland (n=830)	74%	28%	46%	18%	16%	2%	8%
Syria (Syrians in Lebanon) (n=800)	46%	19%	26%	39%	25%	14%	15%
Ukraine (n=800)	62%	20%	42%	32%	26%	6%	6%
United Kingdom (n=1,000)	39%	8%	31%	47%	36%	11%	14%
United States (n=5,000)	44%	16%	28%	40%	27%	13%	16%
Yemen (n=802)	88%	63%	24%	10%	9%	2%	2%
Global Total (n=17,762)	55%	21%	34%	36%	26%	10%	9%

Perceived Influence of Religious Leaders on the Behaviour of Combatants in Times of War

By Country

Q15d. From the list below, who or what influences the behavior of combatants in times of war. Rate each option below on the scale of no influence, weak influence, strong influence and very strong influence.

Base: All respondents

	NET STRONG INFLUENCE	Very strong influence	Strong influence	NET NO OR WEAK INFLUENCE	Weak influence	No influence	Don't know / Refused
Afghanistan (n=800)	76%	46%	30%	16%	11%	5%	8%
China (n=1,000)	67%	21%	46%	29%	26%	2%	4%
Colombia (n=804)	42%	15%	27%	55%	33%	22%	4%
France (n=818)	55%	18%	36%	41%	24%	16%	5%
Iraq (n=800)	81%	42%	39%	17%	16%	1%	2%
Israel (n=829)	55%	21%	33%	38%	27%	11%	7%
Nigeria (n=800)	62%	29%	32%	34%	19%	15%	4%
Palestine (n=879)	63%	30%	33%	33%	27%	6%	5%
Russia (n=1,000)	57%	28%	29%	35%	25%	11%	8%
South Sudan (n=800)	42%	18%	25%	20%	17%	4%	38%
Switzerland (n=830)	82%	53%	30%	13%	9%	4%	4%
Syria (Syrians in Lebanon) (n=800)	57%	28%	29%	28%	18%	10%	15%
Ukraine (n=800)	43%	12%	31%	47%	35%	13%	10%
United Kingdom (n=1,000)	44%	16%	27%	42%	31%	11%	14%
United States (n=5,000)	47%	18%	28%	37%	25%	13%	16%
Yemen (n=802)	97%	88%	9%	1%	1%	0%	2%
Global Total (n=17,762)	55%	23%	31%	35%	24%	11%	10%

Perceived Influence of the Threat of Punishment by International Courts on the Behaviour of Combatants in Times of War

By Country

Q15f. From the list below, who or what influences the behavior of combatants in times of war. Rate each option below on the scale of no influence, weak influence, strong influence and very strong influence.

Base: All respondents

	NET STRONG INFLUENCE	Very strong influence	Strong influence	NET NO OR WEAK INFLUENCE	Weak influence	No influence	Don't know / Refused
Afghanistan (n=800)	54%	28%	26%	33%	20%	13%	12%
China (n=1,000)	81%	35%	46%	18%	17%	1%	1%
Colombia (n=804)	47%	16%	31%	44%	30%	13%	9%
France (n=818)	29%	8%	22%	66%	45%	22%	4%
Iraq (n=800)	49%	17%	32%	46%	31%	15%	5%
Israel (n=829)	40%	16%	24%	54%	41%	13%	6%
Nigeria (n=800)	75%	44%	30%	20%	13%	7%	6%
Palestine (n=879)	66%	37%	29%	29%	18%	10%	5%
Russia (n=1,000)	52%	21%	31%	38%	25%	14%	10%
South Sudan (n=800)	44%	22%	21%	22%	16%	6%	35%
Switzerland (n=830)	17%	4%	13%	78%	62%	16%	4%
Syria (Syrians in Lebanon) (n=800)	38%	16%	22%	40%	22%	18%	22%
Ukraine (n=800)	27%	7%	21%	65%	49%	16%	8%
United Kingdom (n=1,000)	37%	9%	28%	51%	41%	9%	13%
United States (n=5,000)	46%	18%	28%	39%	27%	12%	16%
Yemen (n=802)	24%	4%	20%	73%	42%	32%	3%
Global Total (n=17,762)	50%	21%	29%	39%	28%	12%	10%

Perceived Influence of the Threat of Punishment by National Courts on the Behaviour of Combatants in Times of War

By Country

Q15e. From the list below, who or what influences the behavior of combatants in times of war. Rate each option below on the scale of no influence, weak influence, strong influence and very strong influence.

Base: All respondents

	NET STRONG INFLUENCE	Very strong influence	Strong influence	NET NO OR WEAK INFLUENCE	Weak influence	No influence	Don't know / Refused
Afghanistan (n=800)	63%	32%	31%	26%	17%	9%	11%
China (n=1,000)	81%	31%	50%	18%	17%	0%	1%
Colombia (n=804)	55%	19%	36%	40%	29%	11%	5%
France (n=818)	28%	6%	23%	68%	44%	24%	4%
Iraq (n=800)	58%	15%	42%	39%	31%	8%	3%
Israel (n=829)	60%	24%	36%	34%	29%	6%	6%
Nigeria (n=800)	67%	32%	35%	27%	18%	9%	6%
Palestine (n=879)	62%	31%	31%	33%	21%	12%	5%
Russia (n=1,000)	50%	18%	32%	41%	26%	15%	9%
South Sudan (n=800)	44%	20%	24%	20%	15%	5%	36%
Switzerland (n=830)	20%	4%	15%	76%	59%	17%	4%
Syria (Syrians in Lebanon) (n=800)	43%	19%	23%	35%	22%	14%	22%
Ukraine (n=800)	26%	6%	20%	67%	47%	20%	8%
United Kingdom (n=1,000)	38%	8%	30%	50%	39%	10%	13%
United States (n=5,000)	45%	17%	27%	39%	28%	12%	16%
Yemen (n=802)	10%	2%	8%	87%	31%	56%	3%
Global Total (n=17,762)	50%	19%	31%	41%	28%	12%	10%

6. Political Intervention

Key Insights

Political Intervention

There is still a strong desire for political intervention from the international community.

- Although the trend is significantly less pronounced than in 1999, the majority of people would still like to see more political intervention from the international community in the future in order to help stop violations of the laws of war. This is particularly true among people living in countries affected by armed conflicts, especially Colombia, Iraq, Nigeria and Syria, although the people living in France and Switzerland indicated they would also like to see more political intervention.

Views on Political Intervention from the International Community in the Future

93

Total and Sub-totals

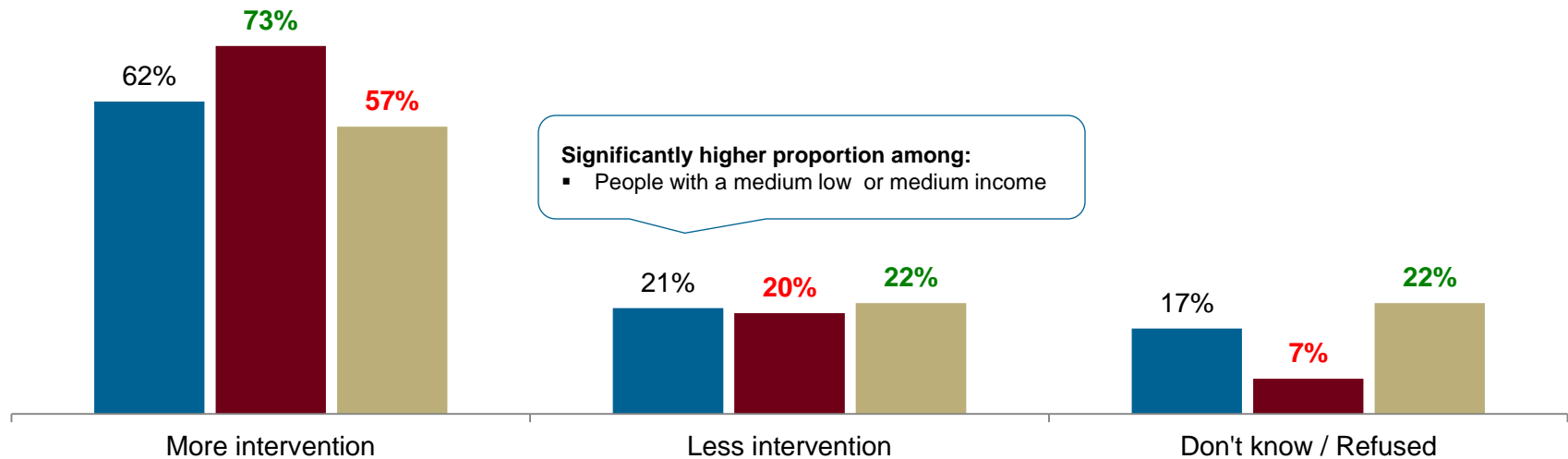
Q16. In the future, would you like to see more or less political intervention from the international community to help stop violations of the laws of war?

Base: All respondents

■ Total (n=17,762) ■ People living in countries affected by armed conflict (n=8,114) ■ People living in P5 countries + Switzerland (n=9,648)

Significantly higher proportion among:

- Younger people
- People with a higher income



Views on Political Intervention from the International Community in the Future

By Country

Q16. In the future, would you like to see more or less political intervention from the international community to help stop violations of the laws of war?

Base: All respondents

	More intervention	Less intervention	Don't know / Refused
Afghanistan (n=800)	60%	36%	5%
China (n=1,000)	58%	30%	11%
Colombia (n=804)	69%	26%	5%
France (n=818)	80%	17%	3%
Iraq (n=800)	69%	27%	4%
Israel (n=829)	43%	34%	23%
Nigeria (n=800)	88%	9%	3%
Palestine (n=879)	54%	36%	10%
Russia (n=1,000)	49%	32%	19%
South Sudan (n=800)	56%	26%	19%
Switzerland (n=830)	77%	8%	15%
Syria (Syrians in Lebanon) (n=800)	68%	22%	11%
Ukraine (n=800)	65%	18%	17%
United Kingdom (n=1,000)	61%	12%	28%
United States (n=5,000)	52%	19%	29%
Yemen (n=802)	50%	41%	9%
Global Total (n=17,762)	62%	21%	17%

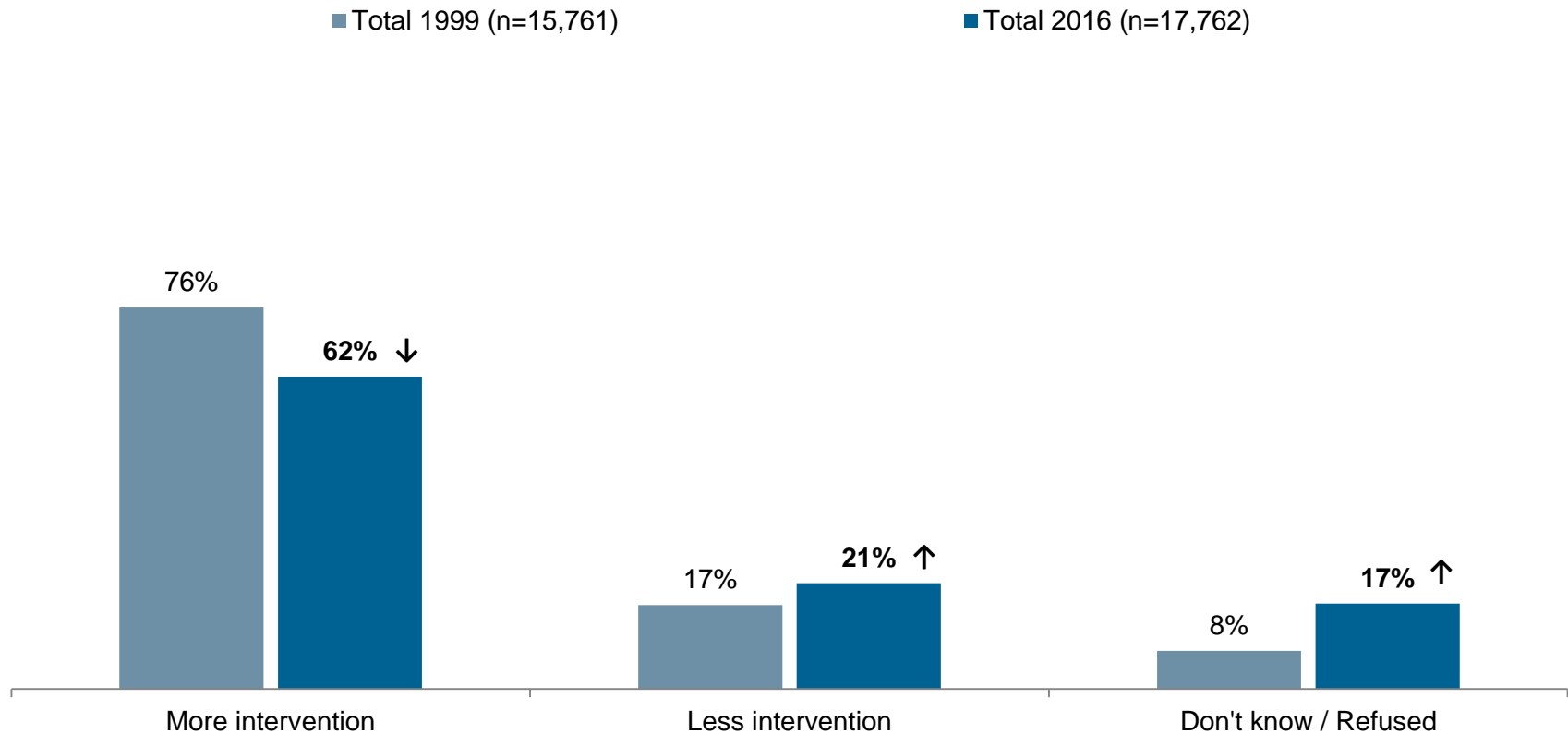
Views on Political Intervention from the International Community in the Future

95

Comparison with the 1999 Survey

Q16. In the future, would you like to see more or less political intervention from the international community to help stop violations of the laws of war?

Base: All respondents



7. Migration

Key Insights

Migration

In people's minds, respecting the laws of war has an effect on migration flows during armed conflict.

- The majority of respondents think civilians would be less inclined to flee their country if the laws of war were better respected by combatants. Citizens of countries affected by armed conflicts, particularly Afghans, Colombians, Iraqis, Syrians* and Yemenis, agree with this statement to a higher degree than people living in P5 countries and Switzerland and other countries affected by armed conflict.
- The majority of respondents would also like to see more humanitarian assistance from the country where they were interviewed. Once again, this proportion is higher among people living in countries affected by armed conflicts.

Opinion About a Link Between Respecting Laws of War and People Fleeing their Country

Total and Sub-totals

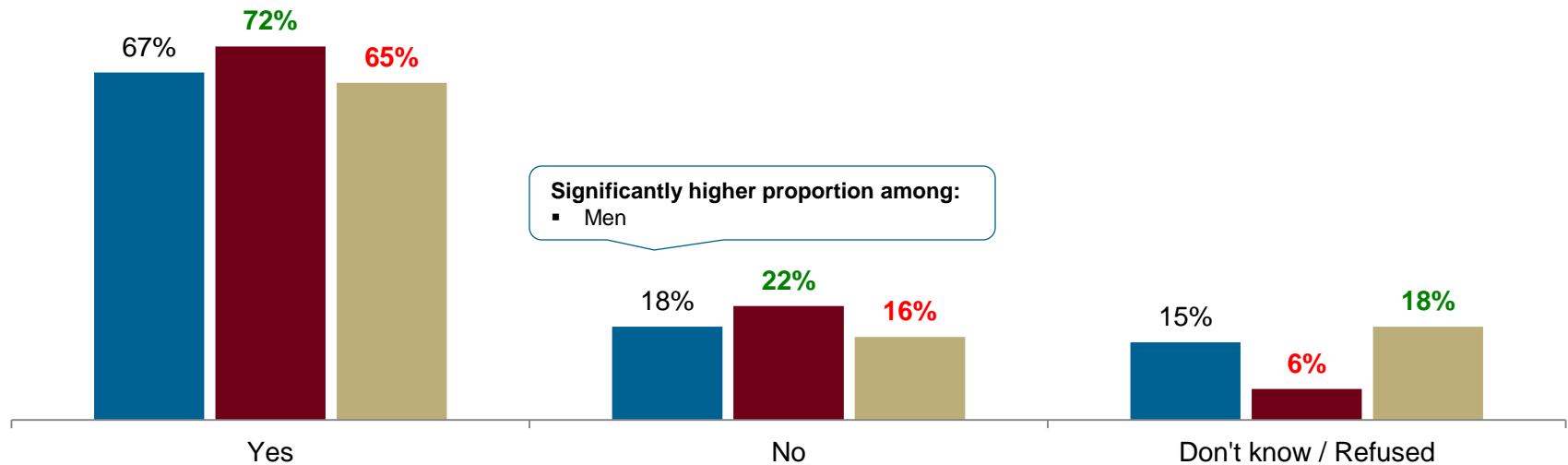
Q17. If the laws of war were better respected by combatants, do you think civilians would be less inclined to flee their countries?

Base: All respondents

■ Total (n=17,762) ■ People living in countries affected by armed conflict (n=8,114) ■ People living in P5 countries + Switzerland (n=9,648)

Significantly higher proportion among:

- Younger people
- People with a higher income



Opinion About a Link Between Respecting Laws of War and People Fleeing their Country

By Country

Q17. If the laws of war were better respected by combatants, do you think civilians would be less inclined to flee their countries?

Base: All respondents

	Yes	No	Don't know / Refused
Afghanistan (n=800)	78%	17%	5%
China (n=1,000)	76%	11%	13%
Colombia (n=804)	85%	10%	5%
France (n=818)	79%	18%	3%
Iraq (n=800)	79%	15%	6%
Israel (n=829)	41%	26%	33%
Nigeria (n=800)	66%	32%	2%
Palestine (n=879)	63%	25%	12%
Russia (n=1,000)	63%	23%	14%
South Sudan (n=800)	59%	18%	23%
Switzerland (n=830)	71%	19%	10%
Syria (Syrians in Lebanon) (n=800)	71%	21%	8%
Ukraine (n=800)	68%	20%	12%
United Kingdom (n=1,000)	66%	15%	20%
United States (n=5,000)	59%	16%	25%
Yemen (n=802)	98%	2%	0%
Global Total (n=17,762)	67%	18%	15%

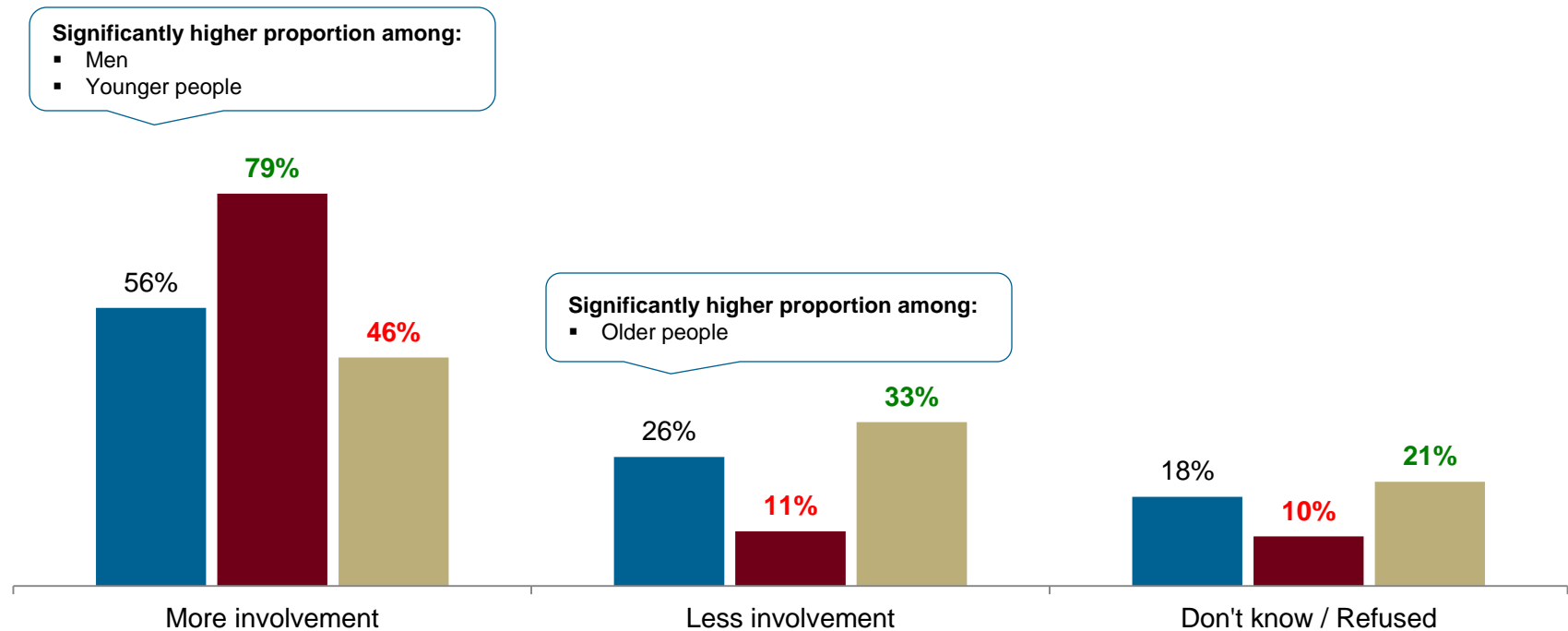
Views on Humanitarian Assistance for People Who Have Fled their Country Due to Conflict

Total and Sub-totals

Q18. Would you like to see more or less humanitarian assistance from the <country where the survey takes place> to help people who have fled their countries due to conflict?

Base: All respondents

■ Total (n=17,762) ■ People living in countries affected by armed conflict (n=8,114) ■ People living in P5 countries + Switzerland (n=9,648)



Views on Humanitarian Assistance for People Who Have Fled their Country Due to Conflict

By Country

Q18. Would you like to see more or less humanitarian assistance from the <country where the survey takes place> to help people who have fled their countries due to conflict?

Base: All respondents

	More involvement	Less involvement	Don't know / Refused
Afghanistan (n=800)	85%	12%	3%
China (n=1,000)	70%	25%	5%
Colombia (n=804)	92%	3%	4%
France (n=818)	70%	24%	6%
Iraq (n=800)	79%	17%	4%
Israel (n=829)	32%	30%	39%
Nigeria (n=800)	86%	12%	1%
Palestine (n=879)	61%	25%	14%
Russia (n=1,000)	30%	47%	23%
South Sudan (n=800)	47%	9%	44%
Switzerland (n=830)	56%	21%	23%
Syria (Syrians in Lebanon) (n=800)	79%	16%	5%
Ukraine (n=800)	63%	7%	31%
United Kingdom (n=1,000)	38%	27%	35%
United States (n=5,000)	40%	34%	26%
Yemen (n=802)	89%	8%	4%
Global Total (n=17,762)	56%	26%	18%

8. Reducing Victims of War

Reducing Victim of Wars

Overall, increasing effectiveness of laws and rules that limit what combatants can do in war and increasing accountability for atrocities through international courts are perceived to be the most effective in order to reduce the number of war victims.

- For almost 3 out of 4 respondents, it is important to increase the effectiveness of laws and rules that limit what combatants can do in war, as well as to increase accountability for atrocities through international courts. People living in countries affected by armed conflict tend to grant a higher importance to these two measures.
- The majority of respondents also agree that increasing the accuracy of weapons is important to reduce unintended casualties. Even if perceived important by a majority of respondents, increasing news coverage to expose war atrocities and decreasing the numbers of weapons available to soldiers and fighters are seen as the least important ways to reduce victims of war.
- In general, people living in the P5 countries and Switzerland rated almost every measure presented as significantly lower in importance than the people living in countries affected by armed conflict. This tendency has increased since 1999.

Perceived Importance of Certain Measures to Reduce the Number of Victims of War

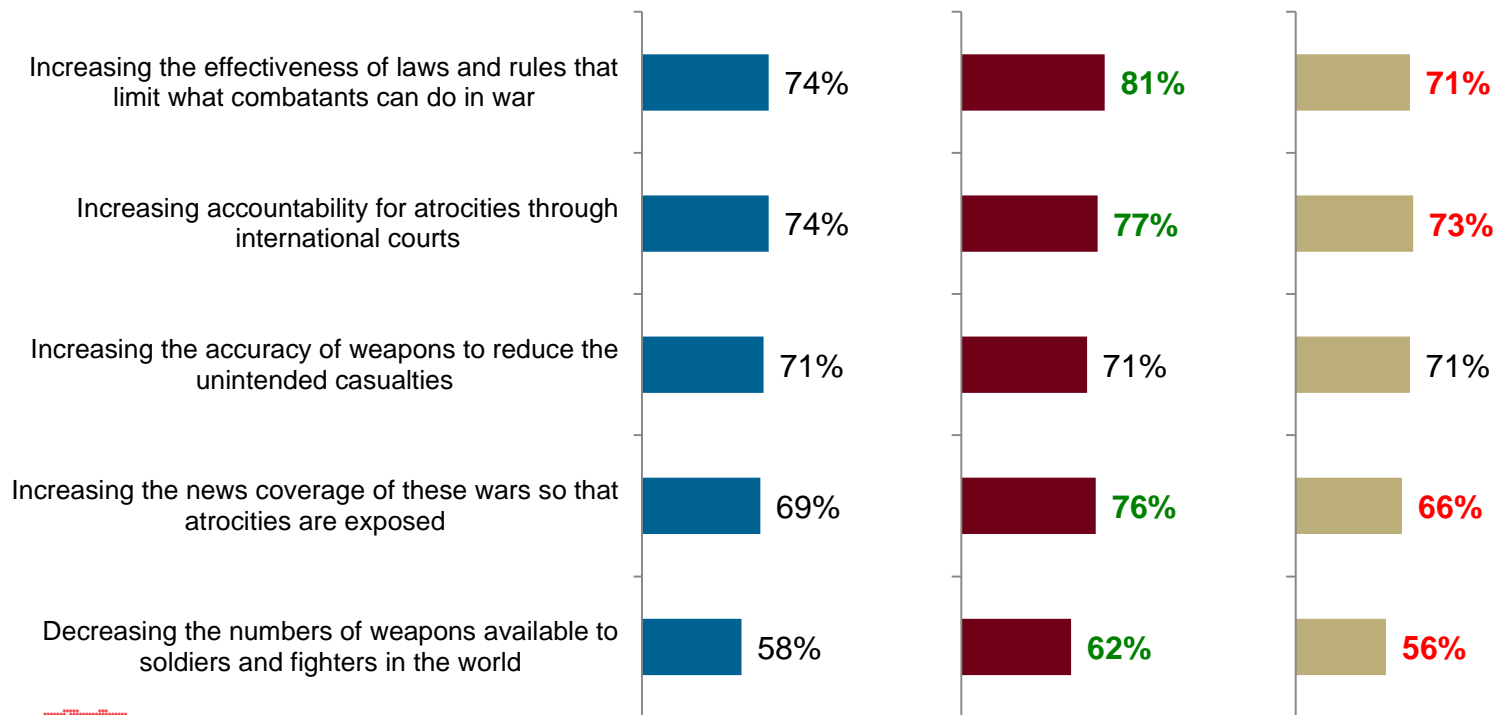
Total and Sub-totals

Q19a-e. Here is a list of some different ways to reduce the number of victims of war. Rate each option below on the scale of not very important, a little important, somewhat important and extremely important.

Base: All respondents

Net **"IMPORTANT"** ("Extremely important" + "Somewhat important") presented

■ Total (n=17,762) ■ People living in countries affected by armed conflict (n=8,114) ■ People living in P5 countries + Switzerland (n=9,648)



A higher proportion of younger people consider **increasing the effectiveness of laws and rules that limit what combatants can do** and the news coverage of the wars as well as decreasing the number of weapons available to soldiers and fighters as important solutions to help reduce the number of victims of war.

Perceived Importance of Increasing the Effectiveness of Laws and Rules to Reduce the Number of Victims of War

By Country

Q19a. Here is a list of some different ways to reduce the number of victims of war. Rate each option below on the scale of not very important, a little important, somewhat important and extremely important.

Base: All respondents

	NET IMPORTANT	Extremely important	Somewhat important	NET UNIMPORTANT	A little important	Not very important	Don't know / Refused
Afghanistan (n=800)	70%	33%	37%	21%	17%	5%	9%
China (n=1,000)	76%	31%	44%	23%	23%	0%	1%
Colombia (n=804)	78%	48%	30%	19%	12%	8%	2%
France (n=818)	71%	36%	34%	27%	16%	11%	3%
Iraq (n=800)	71%	36%	35%	26%	22%	4%	3%
Israel (n=829)	68%	35%	33%	24%	15%	9%	8%
Nigeria (n=800)	89%	59%	30%	10%	8%	1%	1%
Palestine (n=879)	64%	31%	33%	32%	24%	9%	3%
Russia (n=1,000)	74%	36%	38%	19%	15%	4%	7%
South Sudan (n=800)	57%	35%	23%	14%	11%	3%	29%
Switzerland (n=830)	76%	47%	29%	19%	14%	6%	4%
Syria (Syrians in Lebanon) (n=800)	63%	38%	25%	24%	14%	10%	13%
Ukraine (n=800)	81%	50%	31%	13%	9%	4%	6%
United Kingdom (n=1,000)	78%	47%	31%	13%	10%	2%	9%
United States (n=5,000)	67%	38%	29%	19%	12%	7%	14%
Yemen (n=802)	77%	63%	14%	19%	13%	6%	3%
Global Total (n=17,762)	74%	42%	32%	18%	13%	5%	8%

Perceived Importance of Increasing the Effectiveness of Accountability for Atrocities to Reduce the Number of Victims of War

By Country

Q19e. Here is a list of some different ways to reduce the number of victims of war. Rate each option below on the scale of not very important, a little important, somewhat important and extremely important.

Base: All respondents

	NET IMPORTANT	Extremely important	Somewhat important	NET UNIMPORTANT	A little important	Not very important	Don't know / Refused
Afghanistan (n=800)	69%	36%	33%	18%	12%	6%	13%
China (n=1,000)	75%	28%	47%	24%	24%	0%	1%
Colombia (n=804)	82%	55%	27%	15%	10%	5%	3%
France (n=818)	72%	42%	30%	26%	17%	9%	2%
Iraq (n=800)	74%	49%	25%	21%	14%	7%	4%
Israel (n=829)	52%	24%	28%	38%	21%	17%	10%
Nigeria (n=800)	78%	44%	33%	20%	13%	7%	3%
Palestine (n=879)	78%	51%	27%	16%	12%	5%	5%
Russia (n=1,000)	78%	48%	31%	16%	12%	5%	5%
South Sudan (n=800)	64%	44%	20%	10%	6%	4%	26%
Switzerland (n=830)	86%	59%	27%	11%	7%	3%	4%
Syria (Syrians in Lebanon) (n=800)	62%	38%	24%	24%	14%	10%	14%
Ukraine (n=800)	84%	62%	22%	11%	7%	5%	5%
United Kingdom (n=1,000)	79%	52%	27%	12%	10%	2%	9%
United States (n=5,000)	70%	42%	28%	15%	10%	5%	15%
Yemen (n=802)	79%	61%	17%	18%	9%	9%	3%
Global Total (n=17,762)	74%	44%	30%	18%	13%	5%	8%

Perceived Importance of Increasing the Accuracy of Weapons in Order to Reduce the Number of Victims of War

By Country

Q19b. Here is a list of some different ways to reduce the number of victims of war. Rate each option below on the scale of not very important, a little important, somewhat important and extremely important.

Base: All respondents

	NET IMPORTANT	Extremely important	Somewhat important	NET UNIMPORTANT	A little important	Not very important	Don't know / Refused
Afghanistan (n=800)	74%	35%	39%	17%	15%	2%	9%
China (n=1,000)	74%	23%	51%	25%	23%	2%	1%
Colombia (n=804)	51%	29%	23%	38%	13%	25%	10%
France (n=818)	65%	36%	29%	32%	16%	16%	4%
Iraq (n=800)	81%	50%	30%	18%	15%	3%	1%
Israel (n=829)	79%	56%	23%	14%	9%	5%	7%
Nigeria (n=800)	75%	38%	37%	23%	16%	7%	2%
Palestine (n=879)	66%	34%	32%	29%	23%	7%	4%
Russia (n=1,000)	78%	43%	35%	15%	12%	4%	6%
South Sudan (n=800)	62%	39%	23%	10%	8%	2%	28%
Switzerland (n=830)	50%	21%	28%	42%	24%	18%	8%
Syria (Syrians in Lebanon) (n=800)	65%	39%	26%	24%	15%	8%	11%
Ukraine (n=800)	68%	39%	30%	21%	10%	10%	11%
United Kingdom (n=1,000)	72%	43%	29%	16%	11%	5%	12%
United States (n=5,000)	69%	42%	27%	16%	11%	5%	15%
Yemen (n=802)	84%	66%	18%	13%	9%	4%	3%
Global Total (n=17,762)	71%	39%	32%	20%	14%	7%	9%

Perceived Importance of Increasing the News Coverage of the Conflicts to Reduce the Number of Victims of War

By Country

Q19c. Here is a list of some different ways to reduce the number of victims of war. Rate each option below on the scale of not very important, a little important, somewhat important and extremely important.

Base: All respondents

	NET IMPORTANT	Extremely important	Somewhat important	NET UNIMPORTANT	A little important	Not very important	Don't know / Refused
Afghanistan (n=800)	75%	42%	32%	16%	14%	2%	9%
China (n=1,000)	75%	24%	50%	24%	24%	0%	1%
Colombia (n=804)	63%	40%	23%	31%	15%	16%	6%
France (n=818)	59%	32%	27%	39%	20%	19%	2%
Iraq (n=800)	84%	53%	31%	16%	12%	3%	1%
Israel (n=829)	59%	29%	30%	32%	17%	16%	9%
Nigeria (n=800)	80%	44%	36%	19%	15%	3%	2%
Palestine (n=879)	76%	37%	39%	20%	17%	3%	4%
Russia (n=1,000)	70%	36%	34%	22%	16%	6%	8%
South Sudan (n=800)	63%	40%	23%	10%	8%	2%	28%
Switzerland (n=830)	72%	41%	30%	23%	17%	6%	5%
Syria (Syrians in Lebanon) (n=800)	55%	31%	24%	33%	18%	15%	13%
Ukraine (n=800)	70%	41%	29%	23%	14%	8%	7%
United Kingdom (n=1,000)	71%	37%	34%	20%	14%	6%	9%
United States (n=5,000)	62%	32%	29%	24%	14%	10%	14%
Yemen (n=802)	93%	75%	18%	4%	3%	1%	3%
Global Total (n=17,762)	69%	36%	33%	23%	16%	7%	8%

Perceived Importance of Decreasing the Number of Weapons Available to Soldiers and Fighters to Reduce the Number of Victims of War

By Country

Q19d. Here is a list of some different ways to reduce the number of victims of war. Rate each option below on the scale of not very important, a little important, somewhat important and extremely important.

Base: All respondents

	NET IMPORTANT	Extremely important	Somewhat important	NET UNIMPORTANT	A little important	Not very important	Don't know / Refused
Afghanistan (n=800)	66%	33%	33%	22%	19%	3%	12%
China (n=1,000)	70%	28%	42%	29%	26%	4%	1%
Colombia (n=804)	62%	38%	24%	28%	12%	16%	10%
France (n=818)	63%	37%	26%	34%	18%	16%	3%
Iraq (n=800)	63%	27%	36%	32%	24%	8%	4%
Israel (n=829)	34%	13%	21%	55%	21%	34%	11%
Nigeria (n=800)	55%	27%	28%	43%	21%	22%	2%
Palestine (n=879)	72%	37%	34%	24%	18%	5%	4%
Russia (n=1,000)	66%	34%	32%	25%	18%	7%	9%
South Sudan (n=800)	60%	40%	20%	13%	10%	3%	27%
Switzerland (n=830)	76%	54%	22%	19%	12%	7%	5%
Syria (Syrians in Lebanon) (n=800)	66%	42%	24%	21%	13%	8%	13%
Ukraine (n=800)	68%	42%	26%	23%	11%	13%	9%
United Kingdom (n=1,000)	55%	27%	28%	27%	13%	14%	18%
United States (n=5,000)	47%	24%	23%	34%	14%	20%	19%
Yemen (n=802)	95%	82%	12%	2%	2%	1%	3%
Global Total (n=17,762)	58%	30%	28%	31%	17%	15%	11%

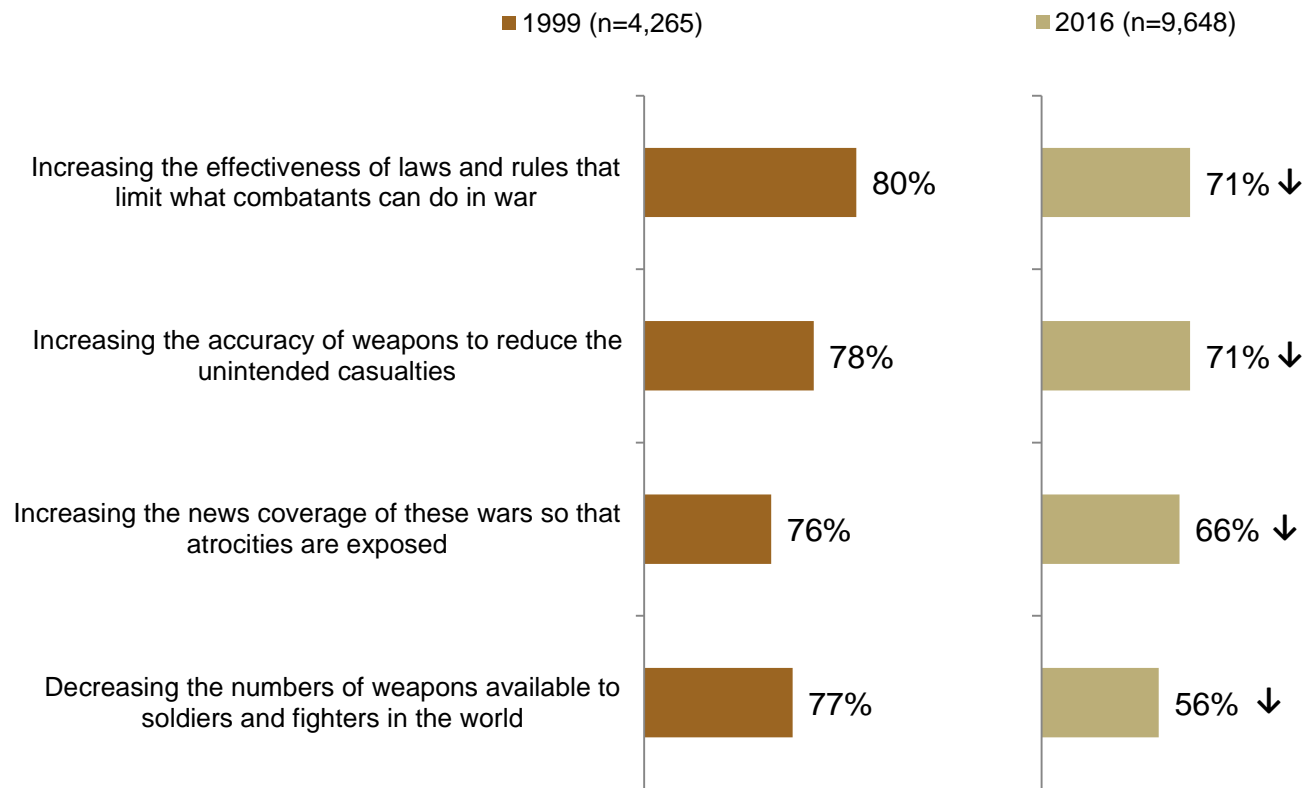
Perceived Importance of Certain Measures to Reduce the Number of Victims of War

Comparison with the 1999 Survey

Q19a-e. Here is a list of some different ways to reduce the number of victims of war. Rate each option below on the scale of not very important, a little important, somewhat important and extremely important.

Base: People living in P5 countries + Switzerland

Net **"IMPORTANT"** ("Extremely important" + "Somewhat important") presented



Note: the statement "Increasing accountability for atrocities through international courts" was added in the 2016 survey. This statement was excluded from the analysis in order to make the comparisons only between the four statements present in both the 1999 and 2016 survey.

9. Emblem Perception

Emblem Perception

The red cross and red crescent emblems are strongly linked to health care.

- All respondents associated the emblems least with religion and the Geneva Conventions, just below neutrality.
- A higher proportion of people living in countries affected by armed conflict associate the red cross and red crescent emblems with first aid, ambulances, humanitarian aid, neutrality and religion. Blood banks, military medical personnel, response to natural disasters and the Geneva Conventions were mentioned by significantly more people living in the P5 countries and Switzerland.

Total and Sub-totals

Q20A+Q20B. When you see this symbol*, what are the first three things that come to your mind (images, associations, etc.) among the following?

SEVERAL MENTIONS POSSIBLE**

Base: All respondents but people living in Israel***

	Total	People living in countries affected by armed conflict	People living in P5 countries + Switzerland
	(n=16,933)	(n=7,285)	(n=9,648)
First aid	67%	74%	64%
Medical care	67%	67%	67%
Ambulances	44%	46%	44%
Humanitarian aid	30%	32%	29%
Blood banks	17%	13%	19%
Military medical personnel	16%	11%	19%
Response to natural disasters	15%	13%	16%
Neutrality	13%	20%	10%
Religion	7%	11%	5%
Geneva Conventions	5%	4%	6%
None of the above	1%	1%	1%
Don't know / Refused	2%	2%	1%

* Respondents from China, Colombia, France, Nigeria, Russia, South Sudan, Switzerland, the United Kingdom, the United States and Ukraine were shown the red cross emblem. Respondents from Afghanistan, Iraq, Palestine, Syria and Yemen were shown the red crescent emblem.

** Because respondents were able to give several answers, the total of mentions may exceed 100%.

*** People living in Israel were not asked this question because the local National Society does not use the red cross, red crescent or red crystal on their territory.

Perception of the Red Cross and Red Crescent Emblems

By Country

Q20A+Q20B. When you see this symbol*, what are the first three things that come to your mind (images, associations, etc.) among the following?

SEVERAL MENTIONS POSSIBLE**

Base: All respondents but Israelis

	First aid	Medical care	Ambulances	Humanitarian aid	Blood banks	Military medical personnel
Afghanistan (n=800)	58%	48%	39%	48%	15%	9%
China (n=1,000)	78%	81%	74%	13%	34%	39%
Colombia (n=804)	63%	57%	47%	56%	36%	8%
France (n=818)	49%	51%	40%	60%	12%	20%
Iraq (n=800)	68%	53%	51%	53%	6%	15%
Nigeria (n=800)	83%	68%	39%	17%	9%	8%
Palestine (n=879)	63%	52%	51%	42%	0%	16%
Russia (n=1,000)	49%	73%	40%	29%	10%	16%
South Sudan (n=800)	59%	49%	32%	30%	14%	15%
Switzerland (n=830)	52%	77%	26%	65%	3%	12%
Syria (Syrians in Lebanon) (n=800)	63%	41%	44%	47%	8%	9%
Ukraine (n=800)	78%	95%	70%	18%	3%	19%
United Kingdom (n=1,000)	73%	83%	49%	34%	6%	16%
United States (n=5,000)	66%	60%	36%	26%	22%	13%
Yemen (n=802)	66%	57%	30%	72%	24%	3%
Global Total (n=16,933)	67%	67%	44%	30%	17%	16%

* Respondents from China, Columbia, France, Nigeria, Russia, South Sudan, Switzerland, the United Kingdom, the United States and Ukraine were shown the red cross emblem. Respondents from Afghanistan, Iraq, Palestine, Syria and Yemen were shown the red crescent emblem.

** Because respondents were able to give several answers, the total of mentions may exceed 100%.

By Country (cont'd)

Q20A+Q20B. When you see this symbol*, what are the first three things that come to your mind (images, associations, etc.) among the following?

SEVERAL MENTIONS POSSIBLE**

Base: All respondents but Israelis

	Response to natural disasters	Neutrality	Religion	Geneva Conventions	None of the above	Don't know / Refused
Afghanistan (n=800)	21%	36%	1%	1%	2%	7%
China (n=1,000)	9%	4%	10%	3%	0%	0%
Colombia (n=804)	13%	9%	5%	6%	0%	0%
France (n=818)	13%	19%	3%	15%	0%	1%
Iraq (n=800)	20%	10%	10%	7%	1%	1%
Nigeria (n=800)	13%	27%	21%	4%	3%	1%
Palestine (n=879)	23%	31%	10%	13%	0%	0%
Russia (n=1,000)	6%	10%	9%	7%	0%	1%
South Sudan (n=800)	21%	43%	16%	12%	0%	3%
Switzerland (n=830)	8%	26%	0%	15%	0%	0%
Syria (Syrians in Lebanon) (n=800)	17%	16%	12%	7%	1%	11%
Ukraine (n=800)	1%	7%	1%	5%	0%	1%
United Kingdom (n=1,000)	17%	17%	1%	4%	0%	0%
United States (n=5,000)	22%	9%	3%	4%	1%	2%
Yemen (n=802)	15%	7%	1%	0%	1%	7%
Global Total (n=16,933)	15%	13%	7%	5%	1%	2%

* Respondents from China, Columbia, France, Nigeria, Russia, South Sudan, Switzerland, the United Kingdom, the United States and Ukraine were shown the red cross emblem. Respondents from Afghanistan, Iraq, Palestine, Syria and Yemen were shown the red crescent emblem.

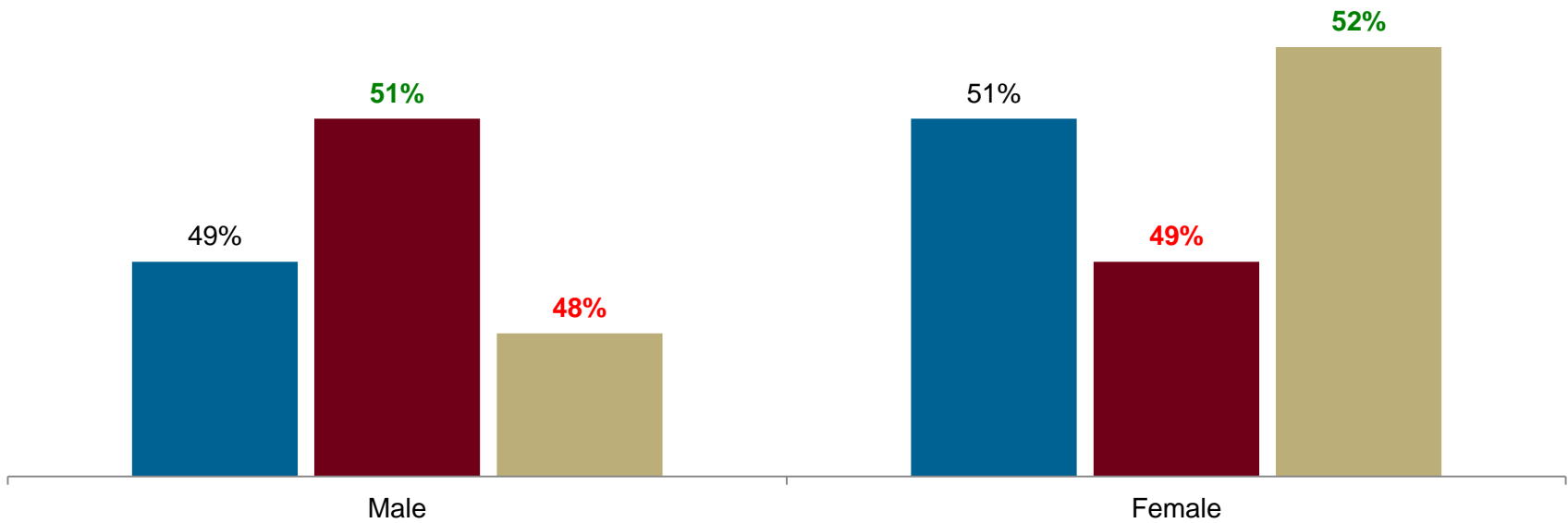
** Because respondents were able to give several answers, the total of mentions may exceed 100%.

Demographics

Total and Sub-totals

Base: All respondents

■ Total (n=17,762) ■ People living in countries affected by armed conflict (n=8,114) ■ People living in P5 countries + Switzerland (n=9,648)



By Country

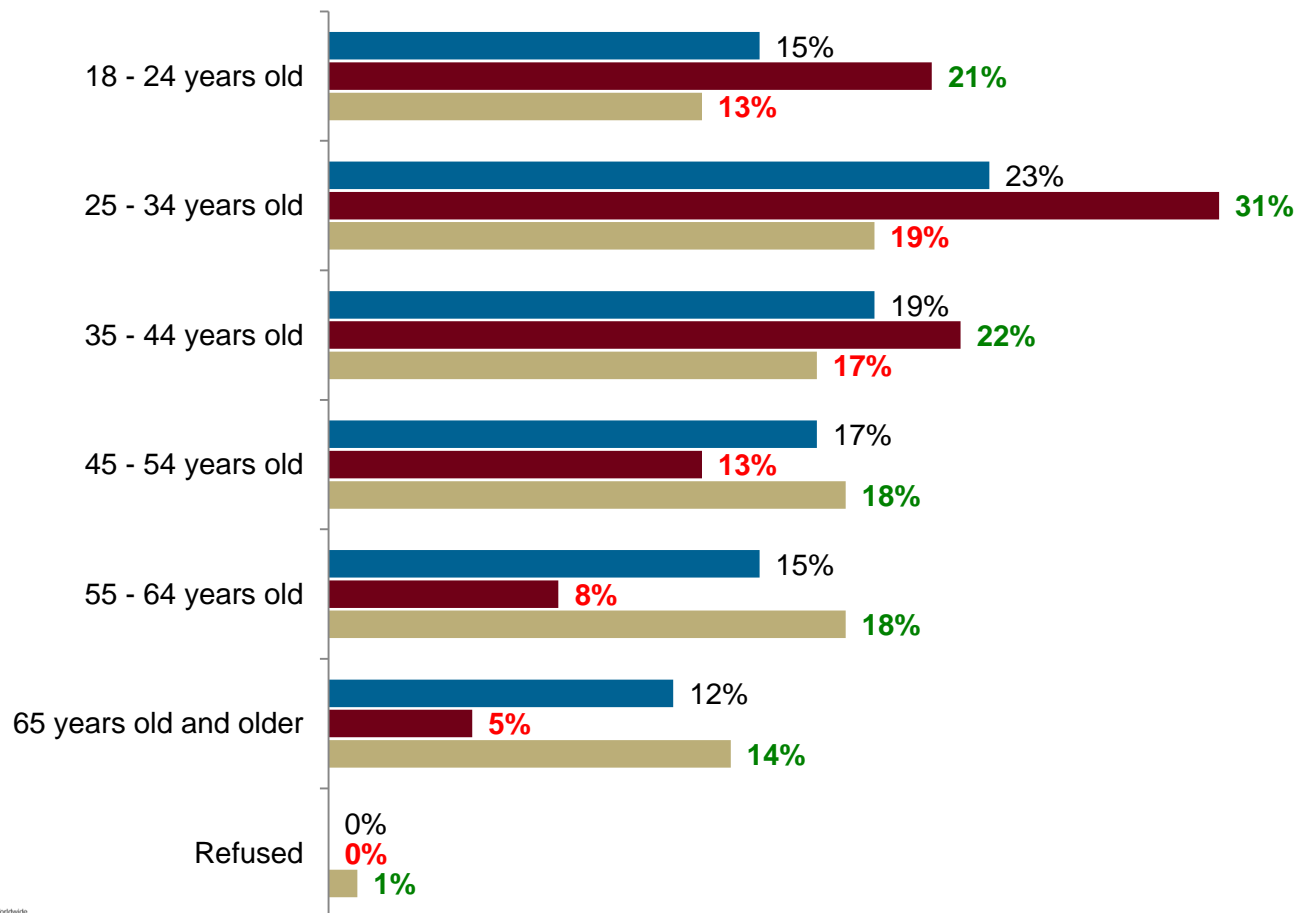
Base: All respondents

	Male	Female
Afghanistan (n=800)	49%	51%
China (n=1,000)	50%	50%
Colombia (n=804)	49%	51%
France (n=818)	48%	52%
Iraq (n=800)	50%	49%
Israel (n=829)	46%	54%
Nigeria (n=800)	50%	50%
Palestine (n=879)	50%	50%
Russia (n=1,000)	45%	55%
South Sudan (n=800)	53%	47%
Switzerland (n=830)	49%	51%
Syria (Syrians in Lebanon) (n=800)	50%	50%
Ukraine (n=800)	53%	47%
United Kingdom (n=1,000)	49%	51%
United States (n=5,000)	48%	52%
Yemen (n=802)	55%	45%
Global Total (n=17,762)	49%	51%

Total and Sub-totals

Base: All respondents

■ Total (n=17,762) ■ People living in countries affected by armed conflict (n=8,114) ■ People living in P5 countries + Switzerland (n=9,648)



Age

By Country

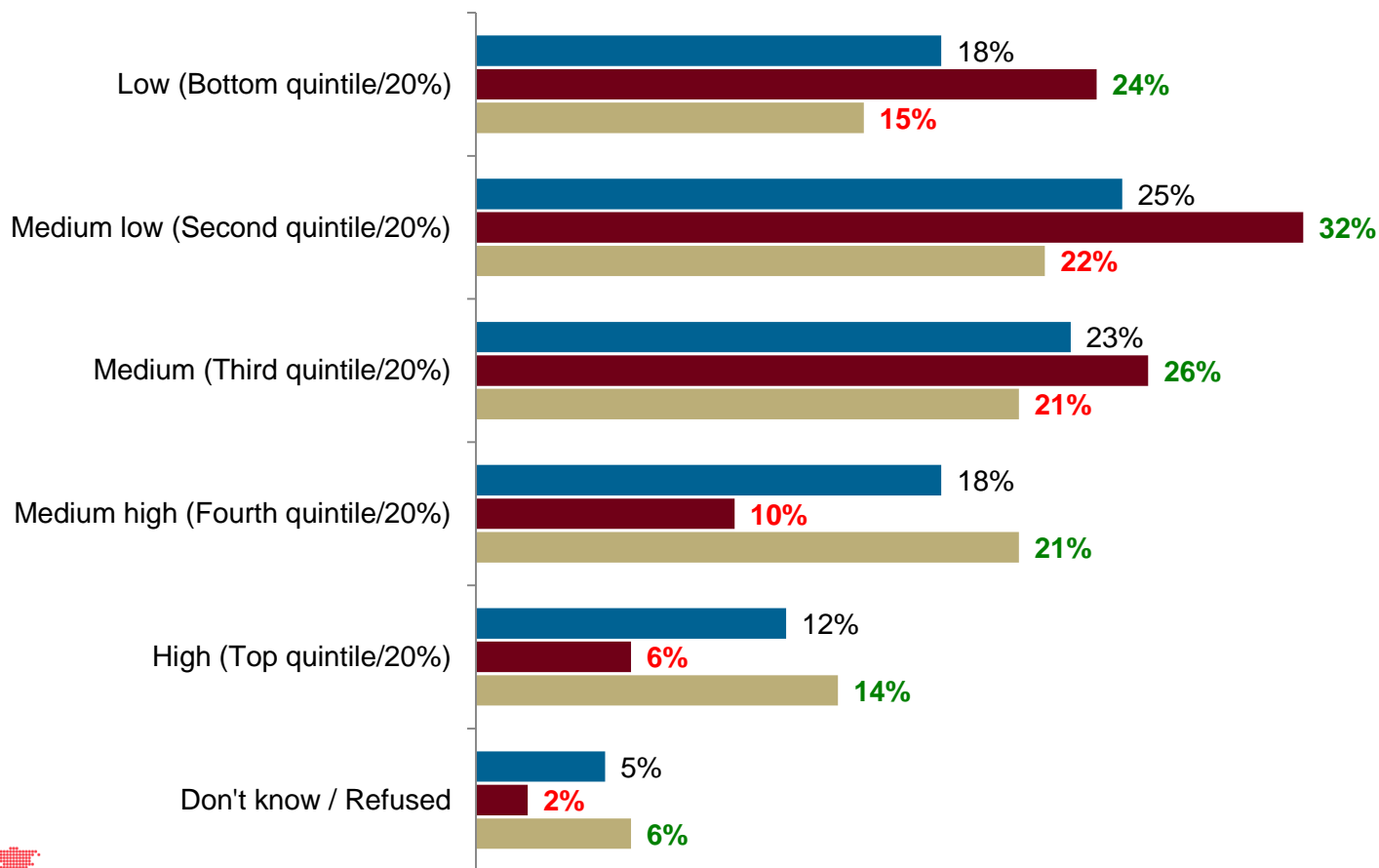
Base: All respondents

	18 - 24 years old	25 - 34 years old	35 - 44 years old	45 - 54 years old	55 - 64 years old	65 years old and older	Refused
Afghanistan (n=800)	25%	30%	23%	15%	5%	2%	0%
China (n=1,000)	17%	22%	24%	20%	17%	0%	0%
Colombia (n=804)	6%	18%	19%	21%	17%	17%	0%
France (n=818)	11%	16%	15%	21%	16%	22%	0%
Iraq (n=800)	20%	30%	25%	14%	9%	2%	0%
Israel (n=829)	15%	32%	23%	13%	11%	5%	0%
Nigeria (n=800)	26%	31%	19%	11%	7%	6%	0%
Palestine (n=879)	34%	31%	17%	9%	7%	2%	0%
Russia (n=1,000)	12%	21%	17%	18%	20%	13%	0%
South Sudan (n=800)	11%	52%	27%	6%	3%	0%	0%
Switzerland (n=830)	7%	22%	13%	25%	15%	19%	0%
Syria (Syrians in Lebanon) (n=800)	28%	27%	20%	12%	7%	6%	0%
Ukraine (n=800)	17%	37%	26%	13%	6%	0%	0%
United Kingdom (n=1,000)	12%	17%	17%	17%	15%	22%	0%
United States (n=5,000)	13%	19%	16%	17%	19%	16%	1%
Yemen (n=802)	32%	30%	28%	9%	1%	0%	0%
Global Total (n=17,762)	15%	23%	19%	17%	15%	12%	0%

Total and Sub-totals

Base: All respondents

■ Total (n=17,762) ■ People living in countries affected by armed conflict (n=8,114) ■ People living in P5 countries + Switzerland (n=9,648)



Income

By Country

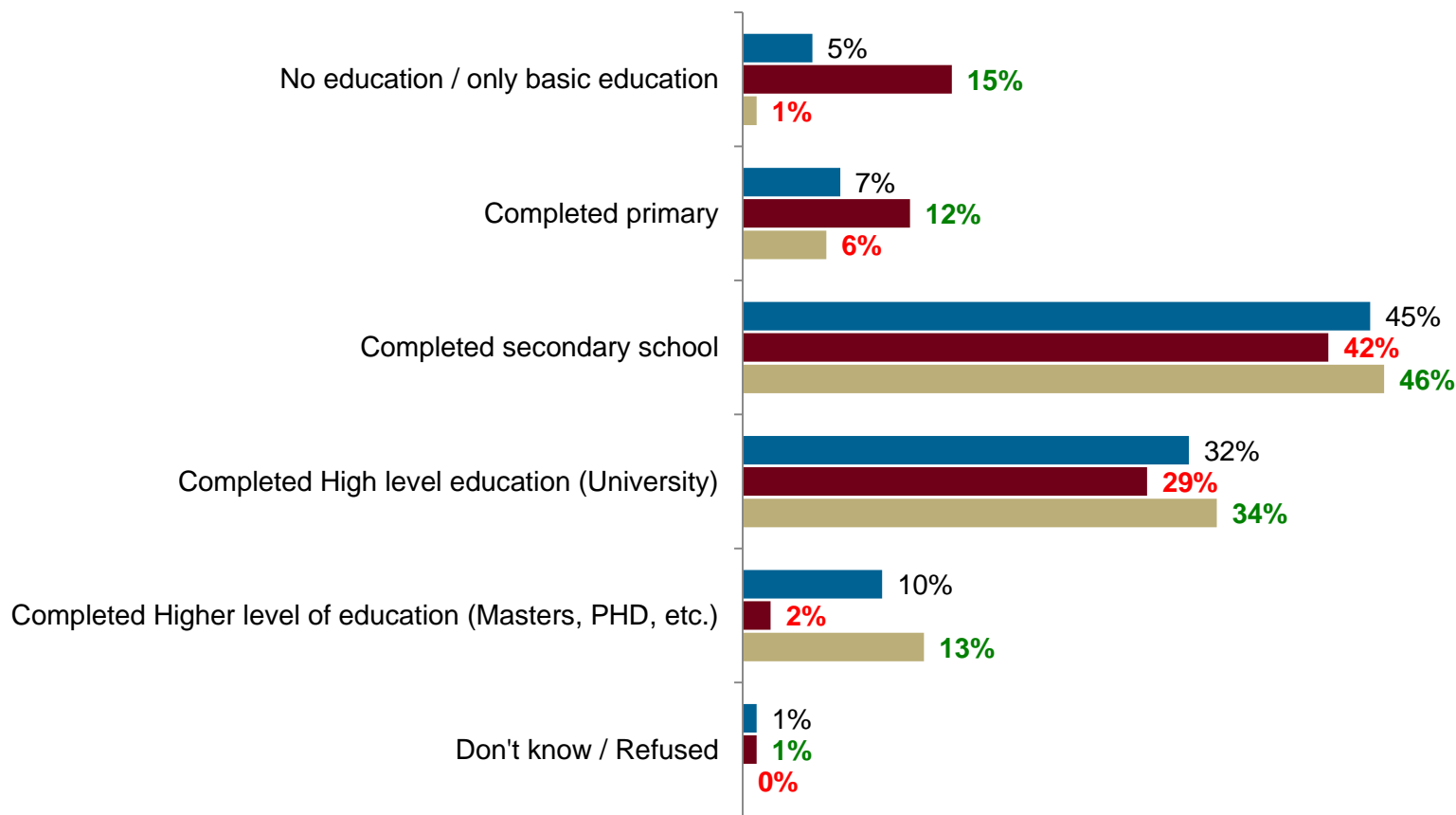
Base: All respondents

	Low (Bottom quintile/20%)	Medium low (Second quintile/20%)	Medium (Third quintile/20%)	Medium high (Fourth quintile/20%)	High (Top quintile/20%)	Don't know / Refused
Afghanistan (n=800)	26%	27%	29%	17%	0%	2%
China (n=1,000)	3%	19%	38%	32%	9%	0%
Colombia (n=804)	31%	27%	32%	5%	4%	1%
France (n=818)	10%	22%	22%	22%	6%	18%
Iraq (n=800)	10%	30%	48%	12%	0%	0%
Israel (n=829)	15%	17%	33%	16%	5%	14%
Nigeria (n=800)	23%	39%	24%	8%	6%	0%
Palestine (n=879)	63%	27%	7%	3%	1%	0%
Russia (n=1,000)	16%	22%	16%	19%	13%	15%
South Sudan (n=800)	3%	30%	44%	9%	1%	13%
Switzerland (n=830)	20%	23%	14%	16%	12%	14%
Syria (Syrians in Lebanon) (n=800)	56%	28%	13%	0%	0%	4%
Ukraine (n=800)	26%	23%	14%	16%	17%	4%
United Kingdom (n=1,000)	6%	12%	21%	39%	11%	10%
United States (n=5,000)	21%	25%	18%	15%	19%	2%
Yemen (n=802)	39%	32%	21%	6%	1%	0%
Global Total (n=17,762)	18%	25%	23%	18%	12%	5%

Total and Sub-totals

Base: All respondents

■ Total (n=17,762) ■ People living in countries affected by armed conflict (n=8,114) ■ People living in P5 countries + Switzerland (n=9,648)



By Country

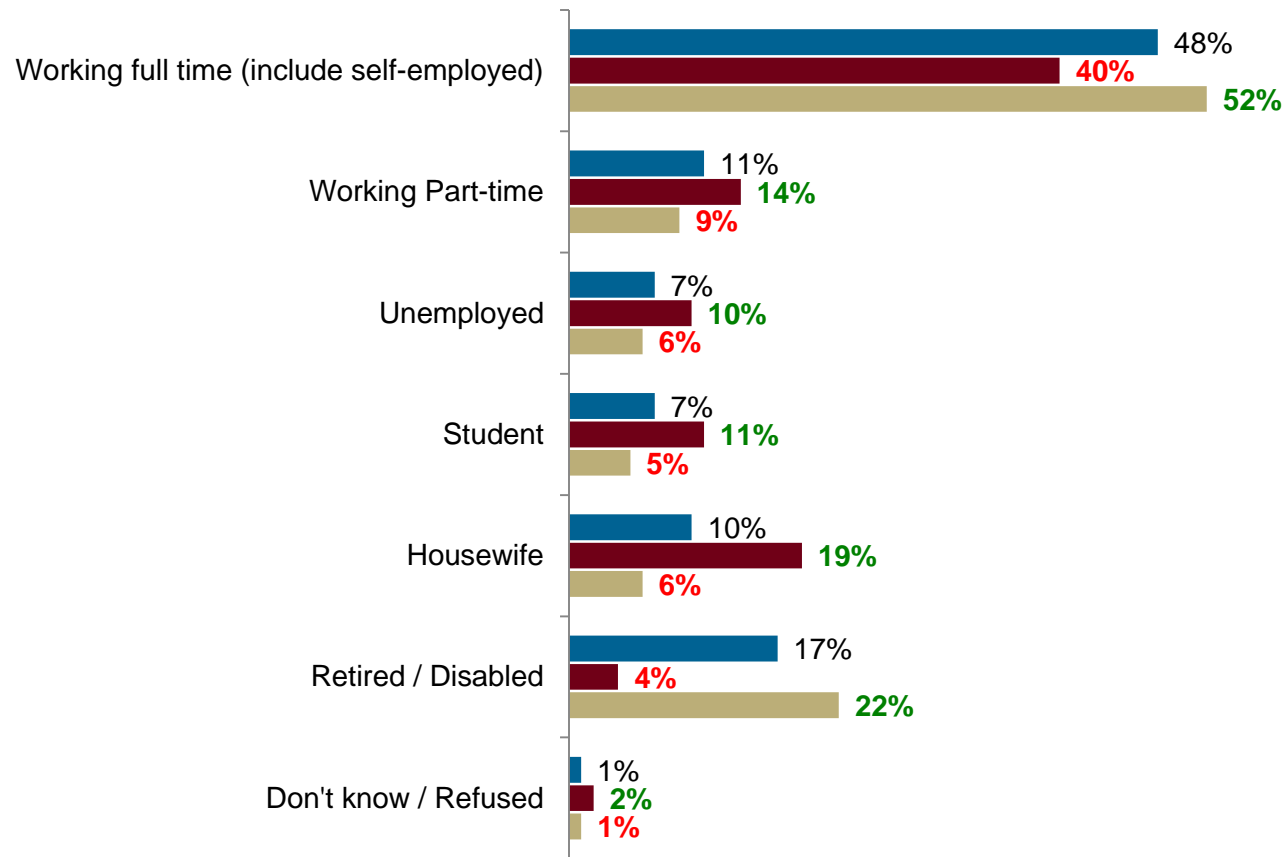
Base: All respondents

	No education / only basic education	Completed primary	Completed secondary school	Completed High level education (University)	Completed Higher level of education (Masters, PHD, etc.)	Don't know / Refused
Afghanistan (n=800)	65%	9%	21%	5%	0%	0%
China (n=1,000)	0%	0%	20%	70%	9%	0%
Colombia (n=804)	16%	27%	31%	24%	2%	0%
France (n=818)	8%	9%	18%	25%	40%	0%
Iraq (n=800)	44%	24%	18%	12%	1%	0%
Israel (n=829)	0%	1%	31%	45%	16%	7%
Nigeria (n=800)	5%	9%	52%	32%	2%	0%
Palestine (n=879)	4%	20%	45%	28%	3%	0%
Russia (n=1,000)	0%	3%	63%	34%	0%	0%
South Sudan (n=800)	35%	16%	21%	15%	1%	12%
Switzerland (n=830)	0%	3%	48%	28%	20%	0%
Syria (Syrians in Lebanon) (n=800)	37%	48%	11%	3%	0%	0%
Ukraine (n=800)	0%	1%	46%	53%	1%	0%
United Kingdom (n=1,000)	1%	0%	48%	40%	10%	1%
United States (n=5,000)	1%	9%	55%	22%	13%	1%
Yemen (n=802)	8%	20%	55%	17%	0%	0%
Global Total (17,762)	5%	7%	45%	32%	10%	1%

Total and Sub-totals

Base: All respondents

■ Total (n=17,762) ■ People living in countries affected by armed conflict (n=8,114) ■ People living in P5 countries + Switzerland (n=9,648)



By Country

Base: All respondents

	Working full time (include self-employed)	Working Part-time	Unemployed	Student	Housewife	Retired / Disabled	Don't know / Refused
Afghanistan (n=800)	19%	16%	15%	6%	43%	1%	0%
China (n=1,000)	80%	3%	0%	5%	1%	11%	0%
Colombia (n=804)	43%	9%	12%	2%	23%	10%	0%
France (n=818)	48%	8%	4%	4%	5%	29%	2%
Iraq (n=800)	19%	18%	14%	8%	35%	5%	0%
Israel (n=829)	57%	14%	4%	11%	2%	7%	5%
Nigeria (n=800)	46%	13%	9%	16%	12%	3%	0%
Palestine (n=879)	23%	22%	27%	4%	23%	0%	0%
Russia (n=1,000)	62%	6%	3%	4%	4%	21%	1%
South Sudan (n=800)	19%	28%	24%	3%	9%	1%	15%
Switzerland (n=830)	38%	27%	4%	5%	5%	20%	1%
Syria (Syrians in Lebanon) (n=800)	21%	23%	26%	0%	28%	1%	0%
Ukraine (n=800)	53%	17%	1%	6%	12%	6%	5%
United Kingdom (n=1,000)	44%	12%	5%	7%	6%	26%	0%
United States (n=5,000)	42%	12%	9%	5%	8%	24%	1%
Yemen (n=802)	21%	12%	13%	25%	28%	1%	0%
Global Total (n=17,762)	48%	11%	7%	7%	10%	17%	1%

Disclaimer: WIN/Gallup International Association or its members are not related to Gallup Inc., headquartered in Washington D.C which is no longer a member of Gallup International Association. Gallup International Association does not accept responsibility for opinion polling other than its own. We require that our surveys be credited fully as Gallup International (not Gallup or Gallup Poll).

www.wingia.com
 **@WINGALLUP**